

WETROOM INNOVATIONS 2024



 **BETA**
SCREENS
Bespoke Shower Screens



Unit M8 - M10 Riverside Works
Buxton Road
Bakewell
Derbyshire
DE45 1GS

Tel: 01629 815500 Fax: 01629 812632

Email: sales@wetroominnovations.com

Web: www.wetroominnovations.com



www.betascreens.com



Message us on Whatsapp
07561 120179



Contents

Complete Wetroom Kits	4-15
Tiled Floors	
Maxxus Kits	4-5
Underlay Plus Kits	6-7
Maxxus Linear Kits	8-9
Underlay Linear Kits	10
One-Deck Kits	11
Micro Cement Floors	
Maxxus Kits	12
Maxxus Linear Kits	13
Vinyl Floors	
Maxxus Vinyl Kits	14
Maxxus Linear Vinyl Kit	15
Floor Formers Only	16-17
Bespoke Floor Formers	17
Tanking Systems	18-20
Innovation Tanking System	18
Hydromat Tanking System	19
Butyl Self Adhesive Accessories & Vinyl Floor Trims	20
Drainage	21-31
Purus Drain Spares	21
Drains & Grids	22-23
McAlpine Drains	24
Underlay Plus Drain Kits	25
Purus Linear Drains - Tile	26-27
Purus Linear Drains - Microcement	28
Purus Linear Drains - Vinyl	29
Channel 100	30-31
Tile Backer Board Products	32-41
Tile Backer Board	32-33
Bath Panels	33
Tile Backer Board Fixings	33
Recessed Wall Niches	34-35
Seating & Lounger Profiles	36-41
Underfloor Heating	42-43
Steam Generators	44-45
Adaptations & Healthcare	46-55
Shower Seats	46
Grab Rails	47
Pellet Arsis Shower Seats	48-49
Pellet Arsis Grab Rails	50-51
Half Height Doors	52-55
BETA SCREENS	56-75
Single Shower Screens	58-59
Doors & Hinged Screens	60-61
Shower Screen Hardware	62-63
Bath Screens	64
Flipper Hinge Conversion	65
Bespoke Screen Measuring Guide	66
Finishes	67
Bespoke Screen Examples	68-77
Framed Screen Range	78-83
Seals	84
Accessories	85
Carriage and Returns	87



Wetroom Innovations Ltd is a leading wetroom innovator and trade distributor in the United Kingdom. We have been supplying showrooms, merchants and the trade nationwide, directly from our UK warehouse, for over 15 years. We offer free next day delivery on most products.

As a national distributor, Wetroom Innovations specializes in wetroom construction materials and frameless shower screens. We focus on providing high-quality products suitable for various installations, including domestic, commercial, tile, vinyl, or micro cement applications.


Our friendly team offer full technical support and advice at every step of the way from planning to installation. Additionally, our life of tiling warranty provides you and your customers with total peace of mind.

Our commitment to quality and innovation has made us a trusted name in the industry. Whether you're a showroom, contractor, or designer, Wetroom Innovations offers solutions for creating functional and stylish wetroom spaces at competitive prices.



Prices Include VAT





Maxxus ML Kits Include;

Maxxus Deck - Structural 470kg load-bearing deck. No under-boarding required over 400mm joist centres. Composed of resin gel & reinforced fibre glass. Made with 50% recycled material & is 100% recyclable. Can be cut down to size with a diamond saw.

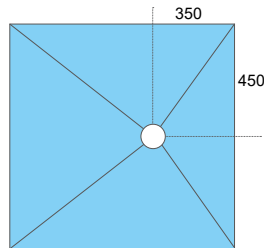
Minimax Drain - Two part drain with a high flow rate.

Choice of Grid - Choice of two standard grids. Upgradeable to PVD coated or Glass grids.

8k Tanking Kit - Easy to use paint on tanking system.

ML934

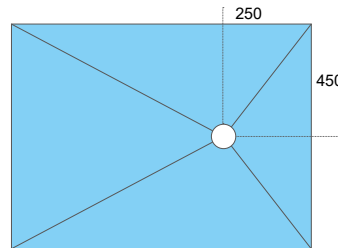
900 x 900 x 22mm



£1,065.22

ML929

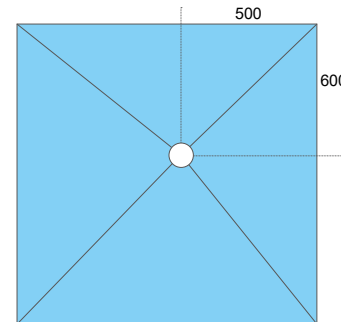
1200 x 900 x 22mm



£1,065.22

ML936

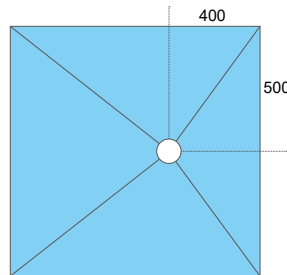
1200 x 1200 x 22mm



£1,065.22

ML930

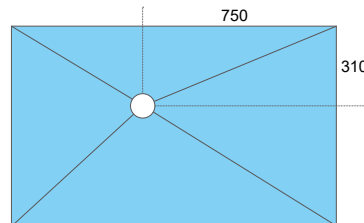
1000 x 1000 x 22mm



£1,065.22

ML932

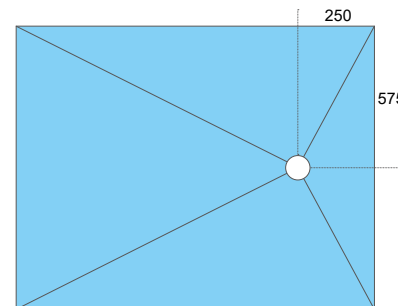
1300 x 800 x 22mm



£1,065.22

ML1411

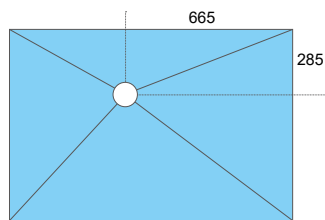
1450 x 1150 x 22mm



£1,141.62

ML931

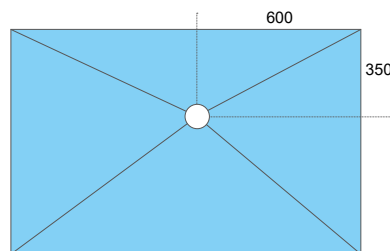
1135 x 770 x 22mm



£1,065.22

ML935

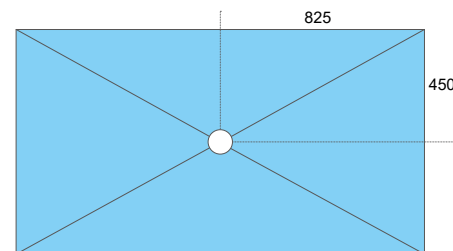
1400 x 900 x 22mm



£1,065.22

ML942

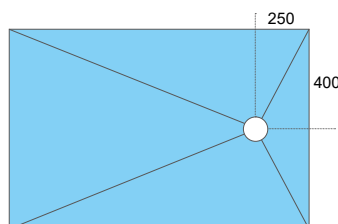
1650 x 900 x 22mm



£1,334.61

ML941

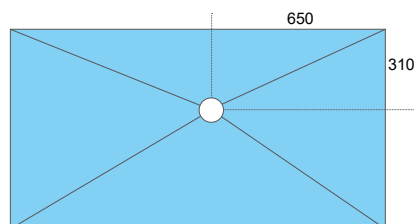
1200 x 800 x 22mm



£1,065.22

ML933

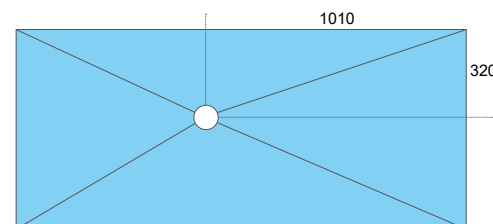
1500 x 800 x 22mm



£1,065.22

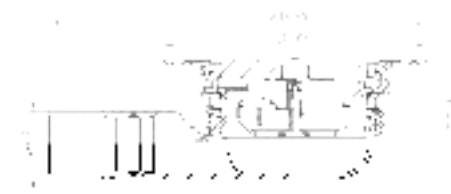
ML1808

1800 x 800 x 22mm



£1,375.38

Minimax 2-Part Drain



- 47 Litres/minute flow rate
- 40mm solvent weld connection
- Removable Nood no-odour spring trap.
- Projects only 77mm below the Maxxus deck.
- Complete with drain gasket.

Standard Grid Options

Chess Design



- Supplied as standard.
- 304 stainless steel grid.
- 155 x 155mm.
- Complete with grid adapter.

Tile Insert 130



- 304 stainless steel tileable insert.
- Grey plastic frame.
- 130 x 130mm.

8k Tanking Kit



- Easy to use paint on tanking system.
- Covers up to 10m².
- Ready to use, no mixing required.
- Dries into a flexible sheet membrane.
- Suitable for use with underfloor heating.

Kit contains; 8k tanking liquid, 10 meters of jointing tape, 2 x internal corners, 2 x pipe collars, 1 litre of primer & a 75mm tanking brush

Kit Upgrade Options

PVD Coated Grid Options

Brushed Brass



GU845
+ £128.67

Copper



GU842
+ £128.67

Bronze



GU844
+ £189.78

Black



GU843
+ £128.67

- Durable PVD coated 304 stainless steel grid.
- 155 x 155mm.
- Complete with grid adapter.

Glass Grid Options

White



GU130WH

Silver Grey




GU130LG

Slate Grey



GU130DG

Black



GU130BL

- Tempered glass grid.
- Grey plastic frame.
- 130 x 130mm.

+ £114.00



Hydromat Tanking System



- Replace the 8kg tanking for the Hydromat system.
- See page 19 for more info.

5m² Kit + £229.59
10m² Kit + £379.59



Underlay Former -

Kit Includes;

Extruded foam former with high compressive strength.
Adjustable grid height for 8-15mm tiles.
Can be cut down to size.

Drain Kit - (page 24)

34 Litres/minute flow rate.
Stainless steel grid.
Drain fitting aid for extra strength.

8k Tanking Kit - (page 18)


Easy to use paint on system
Covers 7m² - 10m²

Tile Insert Grid Upgrades

Standard Grid



Stainless Steel




GUTI
+ £84.00

Brushed Brass




GUBB
+ £222.00

Bronze

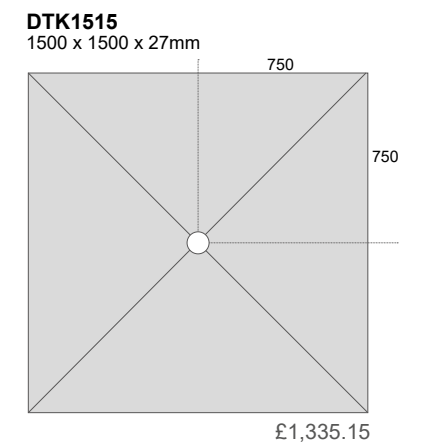
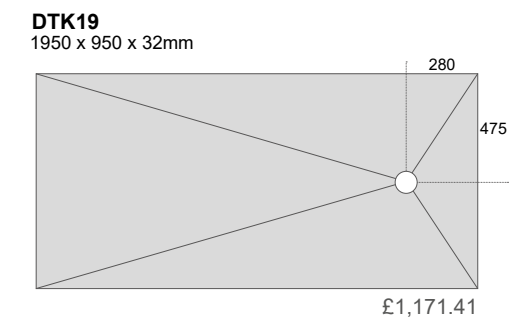
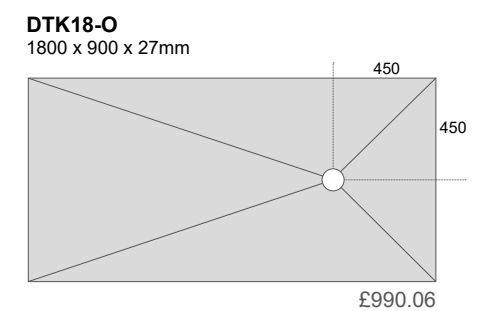
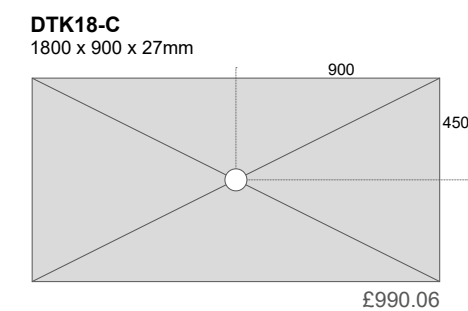
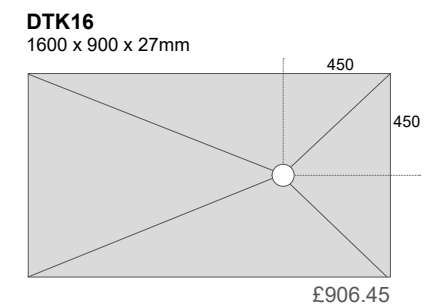
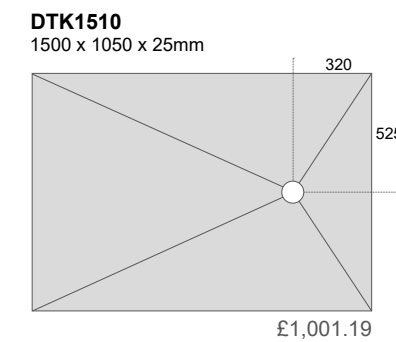
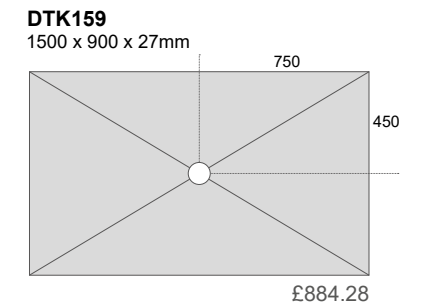
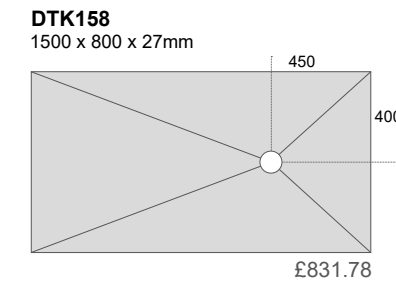
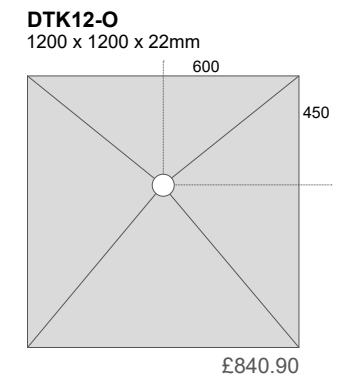
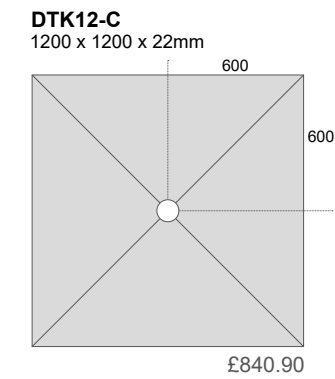
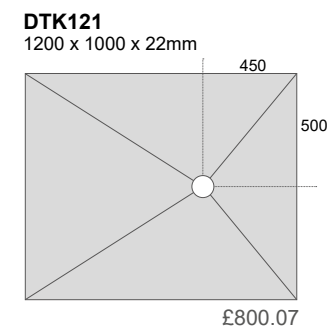
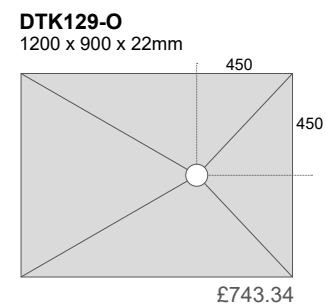
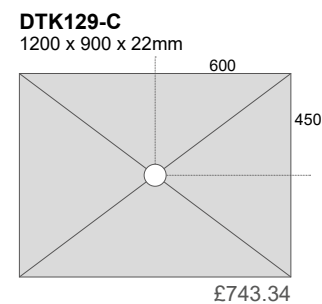
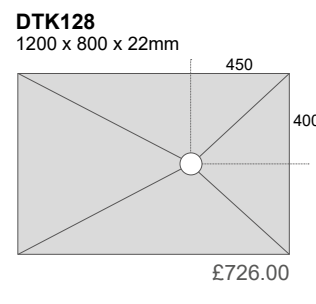
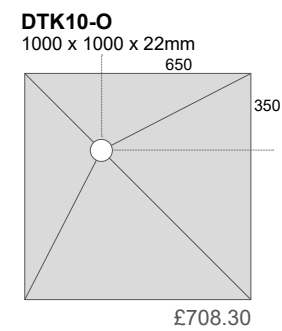
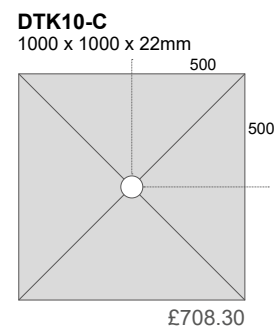
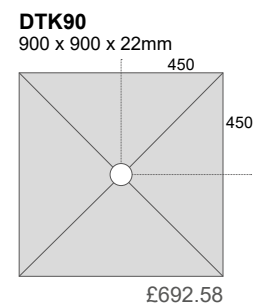
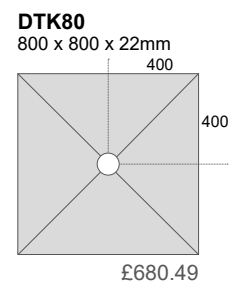
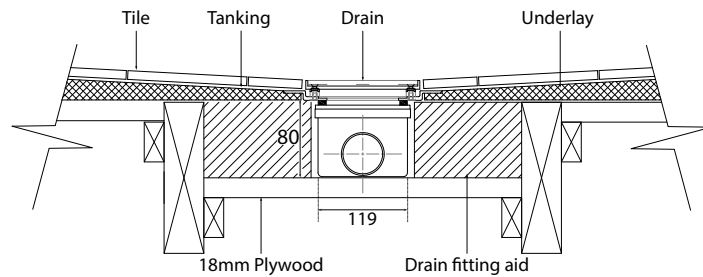


GUBZ
+ £222.00

Black



GUMB
+ £252.00





Maxxus Linear Deck -

Kit Includes;

Structural 470kg load-bearing deck.
No under-boarding required.
Can be cut down to size.

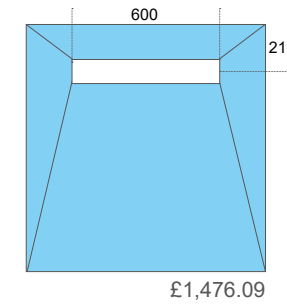
Purus Living Linear Drain - (page 26)

Choice of 5 stainless steel grids.
Choice of 3 waste outlets.
High flow rates.

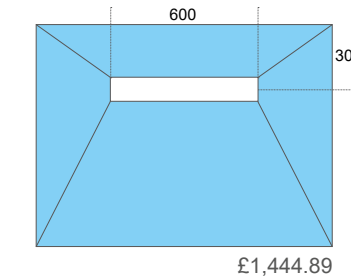
8k Tanking Kit - (page 18)

Easy to use paint on system.
Covers 7m² - 10m².

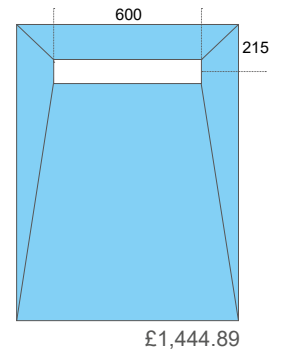
6821983 1000 x 1000 x 22mm



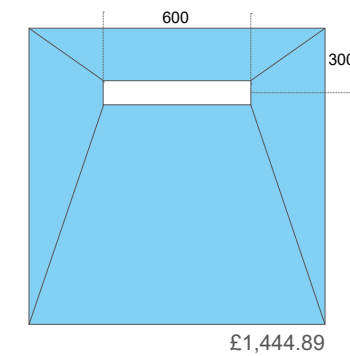
6821988 1200 x 900 x 22mm



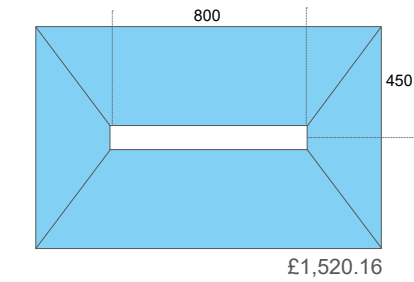
6821984 1200 x 900 x 22mm



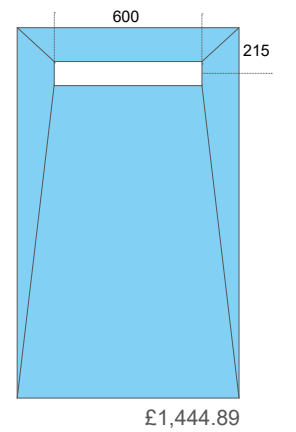
6821987 1200 x 1200 x 22mm



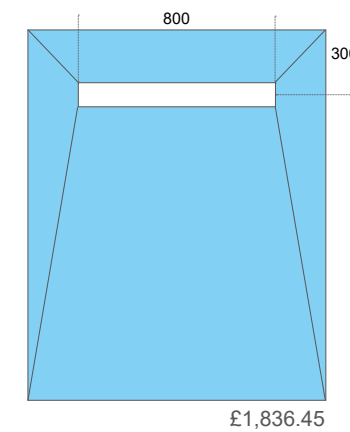
6821985 1400 x 900 x 22mm



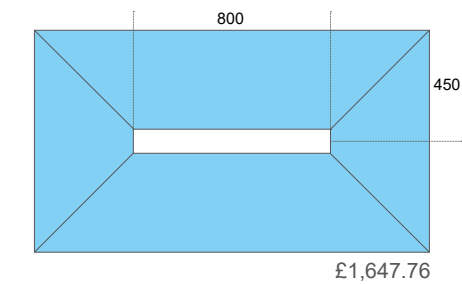
6821989 1500 x 900 x 22mm



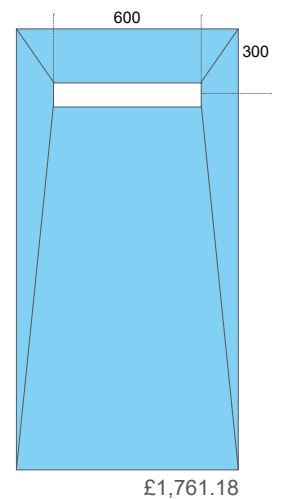
6821981 1500 x 1200 x 24mm



6821986 1600 x 900 x 22mm



6821982 1800 x 900 x 24mm



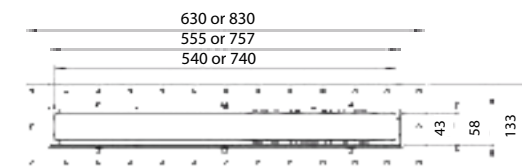
Tile Insert Grate Supplied as Standard 10mm Tiles



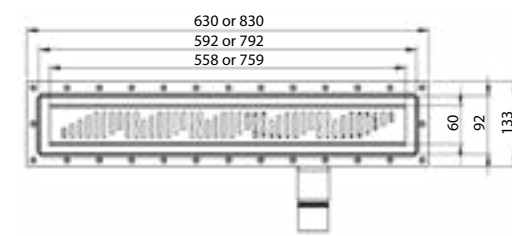
Twist Grate 6-26mm Tiles



Tile Insert Grate



Twist Grate



Grid Options

Stainless Tile Insert



Supplied as Standard

Brushed Brass Tile Insert



BBTI + £293.40

Bronze Tile Insert



BZTI + £293.40

Black Tile Insert



MBTI + £351.40

Stainless Twist Grid



TSS + £69.27

Waste Options

Low 52mm (32 l/min)



Side 105mm (72 l/min)



End Parallel 105mm (72 l/min)





Underlay Linear Deck -

Purus Living Linear Drain - (page 26)

8k Tanking Kit - (page 18)

Kit Includes;

Extruded foam former with high compressive strength.
Can be cut down to size.

Choice of 5 stainless steel grids.
Choice of 3 waste outlets.
High flow rates.

Easy to use paint on system.
Covers 7m² - 10m².



One-Deck Tray -

Purus Living Linear Drain - (page 26)

8k Tanking Kit - (page 18)

Kit Includes;

Single fall to drain.
Trim to any size required.
Extruded foam former with high compressive strength.

Choice of 600 or 800mm drain.
Choice of 5 stainless steel grids.
Choice of 3 waste outlets.
High flow rates.

Easy to use paint on system.
Covers 7m² - 10m².

Stainless Tile Insert



Supplied as Standard

Brushed Brass Tile Insert



BBTI
+ £293.40

Bronze Tile Insert



BZTI
+ £293.40

Black Tile Insert



MBTI
+ £351.40

Stainless Twist Grid



TSS
+ £69.27

Waste Options

Low 52mm (32 l/min)



Side 105mm (72 l/min)



End Parallel 105mm (72 l/min)



Tile Insert Grate

Supplied as Standard
10mm Tiles



Twist Grate

6-26mm Tiles



Stainless Tile Insert



Supplied as Standard

Brushed Brass Tile Insert



BBTI
+ £293.40

Bronze Tile Insert



BZTI
+ £293.40

Black Tile Insert



MBTI
+ £351.40

Stainless Twist Grid



TSS
+ £69.27

Waste Options

Low 52mm (32 l/min)



Side 105mm (72 l/min)



End Parallel 105mm (72 l/min)



Tile Insert Grate

Supplied as Standard
10mm Tiles



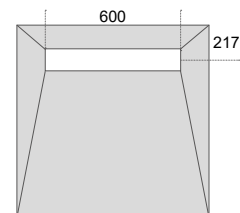
Twist Grate

6-26mm Tiles



ULK850

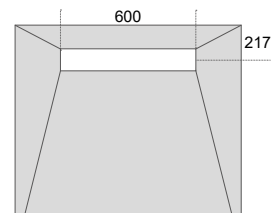
850 x 850 x 22mm



£1,226.43

ULK100

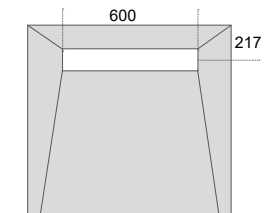
1000 x 1000 x 22mm



£1,239.48

ULK129

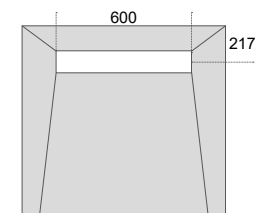
1200 x 900 x 22mm



£1,250.67

ULK159

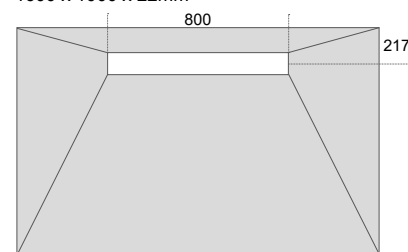
1500 x 900 x 22mm



£1,312.71

ULK161

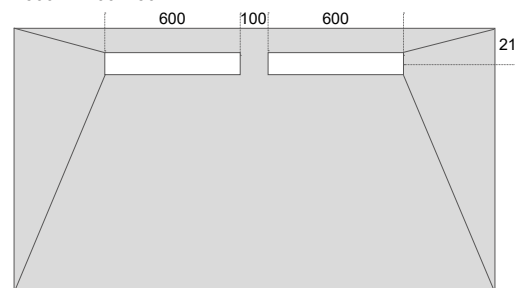
1600 x 1000 x 22mm



£1,439.43

ULK231

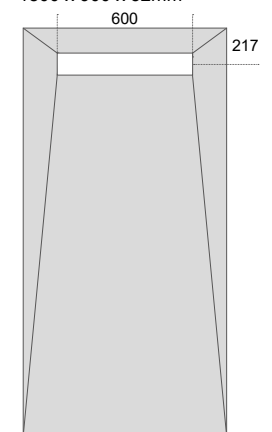
2300 x 1200 x 30mm



£3,960.51

ULK189

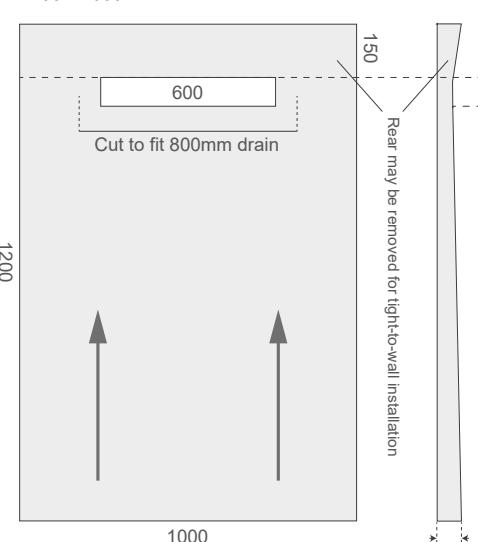
1800 x 900 x 32mm



£1,375.38

ODK1210

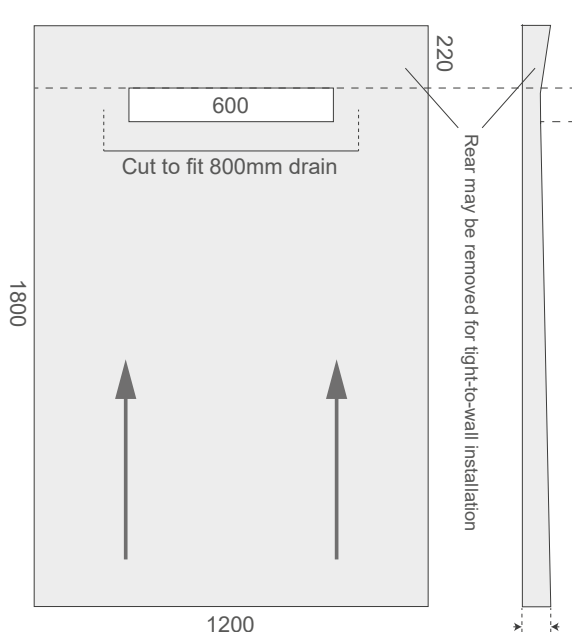
1200 x 1000mm




£1,266.99

ODK1812

1800 x 1200mm



£1,686.00



Maxxus Deck -

Minimax Drain - (page 22)

Micro Cement Grid - (page 23)

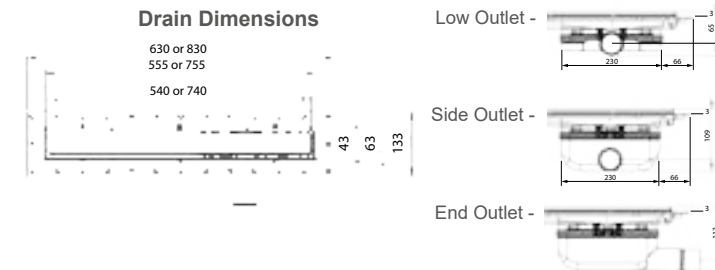

Kit Includes;

Structural 470kg load-bearing deck.
No under-boarding required.
Can be cut down to size.

47 Litres/minute flow rate.
40mm solvent weld.
Projects only 77mm below Maxxus deck.

Choice of 5 grids.
Brushed Anodised Aluminium.
Provides 3mm upstand.

Reversible Grid - Classic or Micro Cement Insert



Maxxus Linear Deck -

Purus Living Linear Drain - (page 25)

Kit Includes;

Structural 470kg load-bearing deck.
No under-boarding required.
Can be cut down to size.


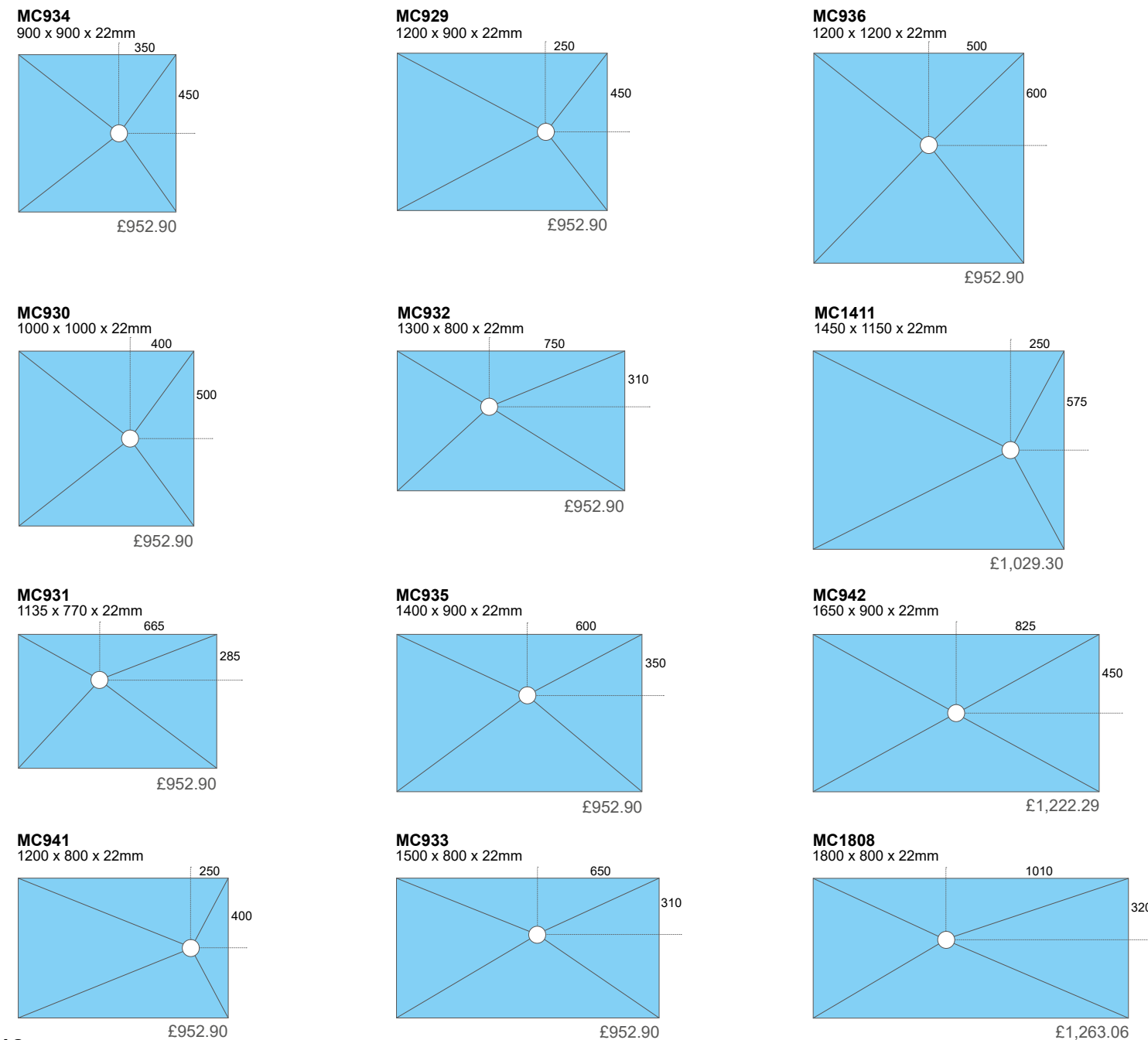
Choice of 2 grids.
Brushed Anodised Aluminium.
Provides 3mm upstand.
Choice of 3 waste outlets.
High flow rates.




Brushed Black -



Brushed Grey -





Maxxus Linear Deck -

Minimax Drain -
(page 22)

Vinyl Grid -

Push-Fit Stainless Grid Upgrades

Lockable Version

Kit Includes;

- Structural 470kg load-bearing deck. No under-boarding required. Can be cut down to size.
- 47 Litres/minute flow rate. Clamping ring for Vinyl flooring. 40mm Solvent weld. Projects only 77mm below Maxxus deck.
- White plastic Art Deco grid. Locking screw set.

Stainless	Brushed Brass	Bronze	Black
			
+ £111.12	+ £237.00	+ £237.00	+ £237.00
	+ £143.16		



Maxxus Linear Deck -

Living Linear Plus Drain -
(page 27)

Kit Includes;

- Structural 470kg load-bearing deck. No under-boarding required. Can be cut down to size.
- Stainless steel Chess grid. Clamping frame for vinyl flooring. Choice of 3 waste outlets. High flow rates.

Stainless Steel -
Supplied as Standard



Brushed Brass -
600mm - GUV6BB + £450
800mm - GUV8BB + £600



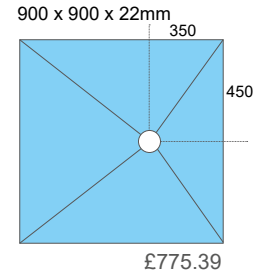
Black -
600mm - GUV6MB + £450
800mm - GUV8MB + £600



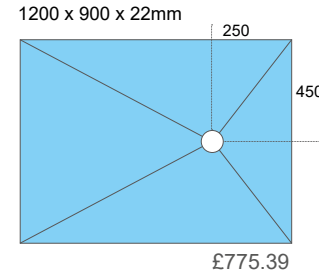
Waste Options



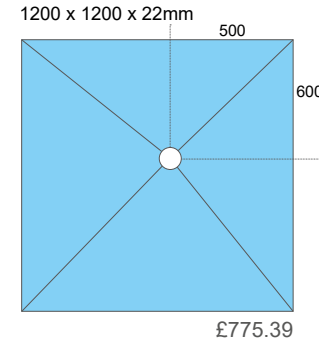
MV934



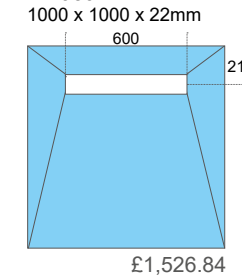
MV929



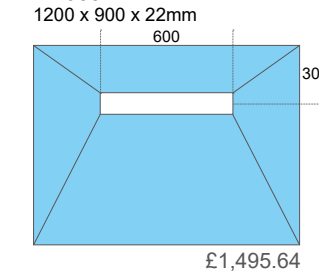
MV936



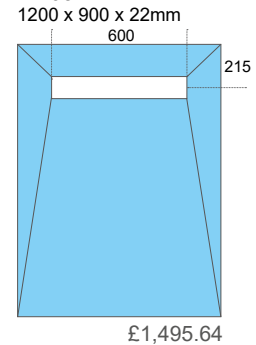
MV983



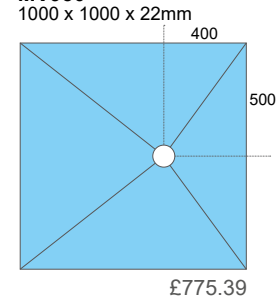
MV988



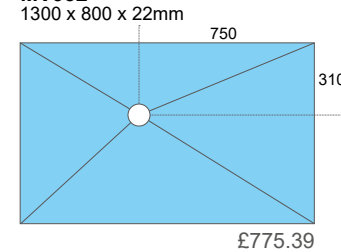
MV984



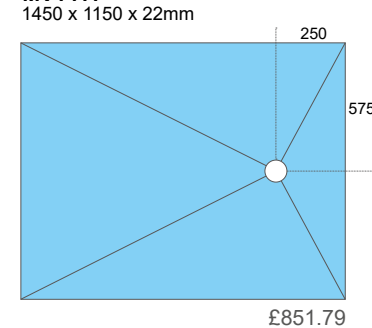
MV930



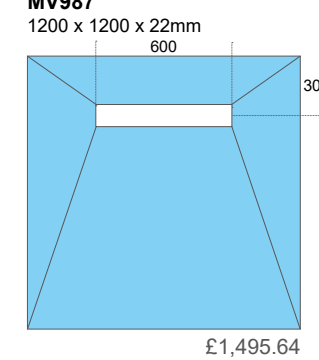
MV932



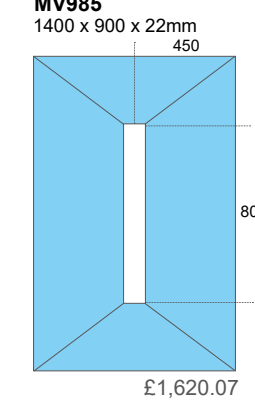
MV1411



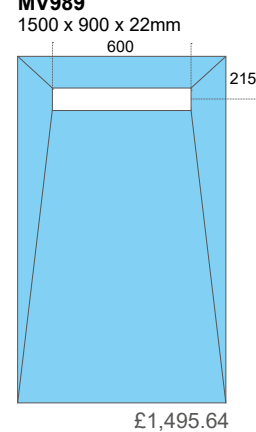
MV987



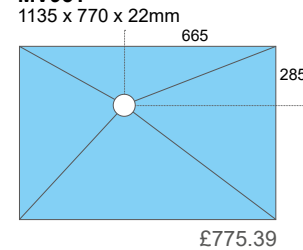
MV985



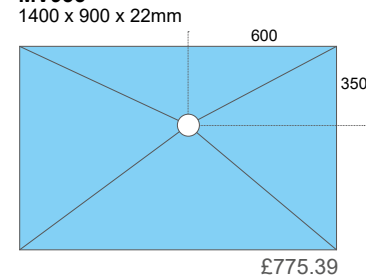
MV989



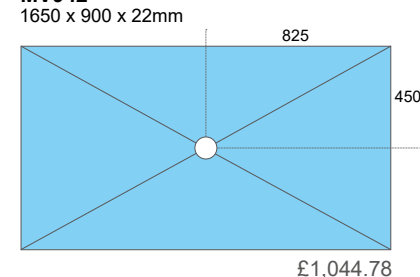
MV931



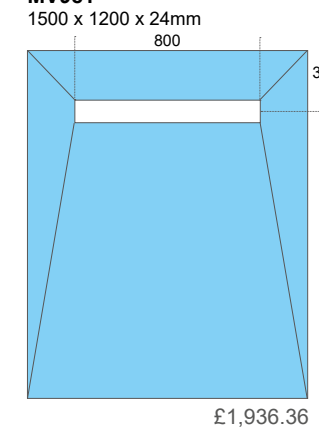
MV935



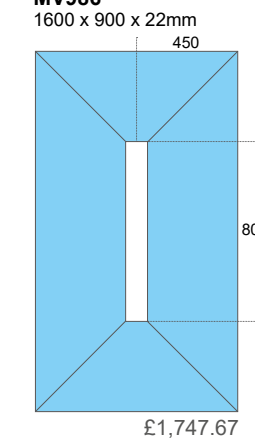
MV942



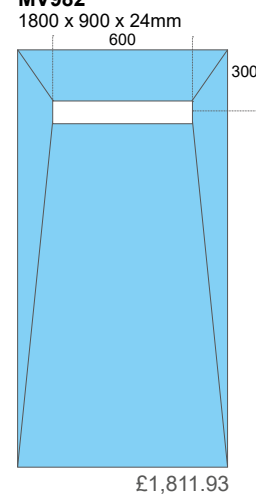
MV981



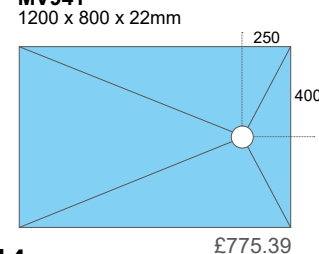
MV986



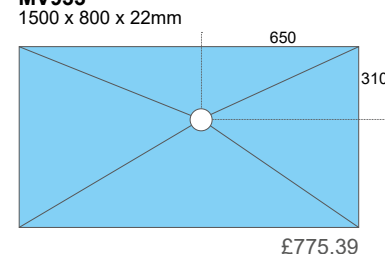
MV982



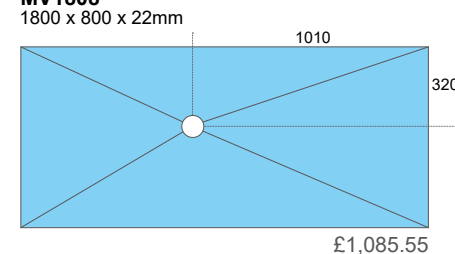
MV941



MV933




MV1808



Floor Formers

MAXXUS
Wet Room Floor Formers



Size (mm)	Thickness	Drain Position	Code	Price
900 x 900	22	Offset	MT934	£658.99
1000 x 1000	22	Offset	MT930	£658.99
1135 x 770	22	Offset	MT931	£658.99
1200 x 800	22	Offset	MT941	£658.99
1200 x 900	22	Offset	MT929	£658.99
1300 x 800	22	Offset	MT932	£658.99
1200 x 1200	22	Offset	MT936	£658.99
1400 x 900	22	Offset	MT935	£658.99
1500 x 800	22	Offset	MT933	£658.99
1450 x 1150	22	Offset	MT1411	£735.39
1650 x 900	22	Centre	MT942	£928.38
1800 x 800	22	Offset	MT1808	£969.15

Linear Deck

Size (mm)	Thickness	Drain Position	Code	Price
1000 x 1000	22	Offset	MT6821983	£750.63
1200 x 900	22	Offset Long Edge	MT6821988	£719.43
1200 x 900	22	Offset Short Edge	MT6821984	£719.43
1200 x 1200	22	Offset	MT6821987	£719.43
1500 x 900	22	Offset	MT6821989	£719.43
1500 x 1200	24	Offset	MT6821981	£1,035.72
1800 x 900	24	Offset	MT6821982	£1,035.72
1400 x 900	22	Centre	MT6821985	£719.43
1600 x 900	22	Centre	MT6821986	£847.03

Underlay **Plus**



Size (mm)	Thickness	Drain Position	Code	Price
800 x 800	22	Centre	DTT80	£334.38
900 x 900	22	Centre	DTT90	£346.47
1000 x 1000	22	Centre	DTT10C	£362.19
1000 x 1000	22	Offset	DTT10O	£362.19
1200 x 800	22	Offset	DTT128	£379.89
1200 x 900	22	Centre	DTT129C	£397.23
1200 x 900	22	Offset	DTT129O	£397.23
1200 x 1000	22	Offset	DTT121	£453.96
1200 x 1200	22	Centre	DTT12C	£494.79
1200 x 1200	22	Offset	DTT12O	£494.79
1500 x 800	27	Offset	DTT158	£485.67
1500 x 900	27	Centre	DTT159	£538.17
1500 x 1050	25	Offset	DTT151	£655.08
1600 x 900	27	Offset	DTT16	£560.34
1800 x 900	27	Centre	DTT18C	£643.95
1800 x 900	30	Offset	DTT18O	£643.95
1950 x 950	30	Offset	DTT19	£825.30
1500 x 1500	27	Centre	DTT15	£989.04

Underlay **Linear**



Linear Deck

Size (mm)	Thickness	Drain Position	Code	Price
850 x 850	22	Offset	ULT850	£500.97
1000 x 1000	22	Offset	ULT100	£514.02
1200 x 900	22	Offset	ULT129	£525.21
1500 x 900	22	Offset	ULT159	£587.25
1600 x 1000	22	Offset	ULT161	£638.70
1800 x 900	32	Offset	ULT189	£649.92
2300 x 1200	30	Offset	ULT231	£2,700.00

Tray only *(no drain)*

Floor Formers


Bespoke Underlay Plus Tray



Bespoke Underlay Linear Tray



Bespoke Structural Trays



Bespoke Trays

- Tiled floors only.
- Can be made to almost any size or shape with any drain location.
- Made to fit Underlay Plus waste.
- Tray thickness may alter dependent upon drain location.
- 21 working day lead time.

Any size up to	Code	Price
1800 x 1000 x 30mm	BDT1810	£2,166.00
2000 x 1200 x 30mm	BDT2012	£2,887.80
2300 x 1500 x 30mm	BDT2315	£3,782.40

- Tiled floors only.
- Can be made to almost any size or shape with any drain location.
- Made to fit Purus Living Linear wastes.
- Tray thickness may alter dependent upon drain location.
- 21 working day lead time.

Any size up to	Code	Price
1800 x 1000 x 30mm	BUL1810	£2,061.00
2000 x 1200 x 30mm	BUL2012	£2,778.60
2300 x 1500 x 30mm	BUL2315	£3,669.00

- Vinyl, tile or micro cement floors.
- Can be made to almost any size or shape with any drain location.
- Made to fit Purus Minimax waste or Purus linear drains.
- Only 22mm thick.
- Approx. 8 week lead time.

£POA

INNOVATION
WETROOM SYSTEM

8k Tanking Liquid Kit

- Easy to use paint on tanking system.
- Covers up to 10m².
- Ready to use, no mixing required.
- Dries into a flexible sheet membrane.
- Suitable for use with underfloor heating.

Hydromat

Hydromat Sheet Membrane Kit

- High tack self adhesive sheet membrane.
- 1000mm wide sheet.
- Used on both floors and walls.
- Can be tiled over immediately.
- Fleece top provides maximum key for tile adhesive.
- Suitable for use with underfloor heating.



8k Tanking Kit Contents

- 8k Tanking liquid.
- 10 Meters of joint tape.
- 2 x Internal corners
- 2 x Pipe collars.
- 1 Litre primer.
- 75mm brush.

Code	Price
TK100	£190.41



5m² Kit Contents

- 5m² Hydromat membrane.
- 10m Hydromat joint tape.
- 2 x Self adhesive internal corners.
- 1 Litre primer.
- Butyl sealant.
- Roller.

Code	Price
HMK5	£420.00



10m² Kit Contents

- 10m² Hydromat membrane.
- 20m Hydromat joint tape.
- 2 x Self adhesive internal corners.
- 1 Litre primer.
- Butyl sealant.
- Roller.

Code	Price
HMK10	£570.00



Tanking Liquid Only

Product	Code	Price
8k liquid only	TK080	£125.01
4k liquid only	TK040	£71.52



Joint Tape 10m

Code	Price
TK010	£32.70



Internal Corner

Code	Price
TK011	£14.58



Hydromat Membrane Only

Product	Code	Price
10m² membrane only	HM10	£390.00
5m² membrane only	HM5	£270.00



10m Hydromat Joint Tape

Code	Price
HMJT	£73.50



Pipe Collar

Code	Price
TK013	£8.81



External Corner

Code	Price
TK012	£14.58



Hydromat Internal Corner

Code	Price
HMIC	£27.78



Hydromat External Corner

Code	Price
HMEC	£27.78



Primer 1L

Code	Price
1LP	£29.52



Tanking Brush

Code	Price
TK014	£5.79



Primer 1L

Code	Price
1LP	£29.52



Butyl Sealant

Code	Price
HMBS	£14.70



Roller

Code	Price
HMR	£20.10

Butyl Self-Adhesive Accessories



DADA Self-Adhesive Butyl Tape

- 10m roll
- 100mm wide
- Fleece backed butyl self-adhesive

Code	Price
DADA10	£72.00



Butyl Self-Adhesive Butyl Floor Drain Gasket

- 330 x 330mm.
- Fleece backed butyl self-adhesive

Code	Price
B330	£36.00



Butyl Self-Adhesive Butyl Tanking Corners

- 120 x 120 x 60mm
- Fleece backed butyl self-adhesive

Product	Code	Price
Internal Corner	BNC60	£22.20
External Corner	BEC60	£22.20

Purus Drains Spares



Plastic Grate, Art Deco

- For use with Mini series drains only.
- For use with vinyl flooring.
- Ø130mm.

Code	Price
7138447	£13.80



Locking Set For Plastic Grate

- For use with plastic Art Deco grate 7138447
- For use with vinyl flooring.
- Phillips screws and locking nuts.

Code	Price
7138417	£8.49



Locking Set For Stainless Steel Vinyl Grate

- For use with stainless steel Wave grate 7138394.
- For use with vinyl flooring.
- Includes installation bracket, torx screws and locking nuts.

Code	Price
7138426UK	£32.04



Clamping Ring

- For use with Mini series drains.
- Clamps vinyl flooring into the gulley.
- Ø130mm

Code	Price
7141316	£23.31



Minimax Nood Water Trap

- Fits Minimax 1-Part & Minimax 2-Part drains.
- Available in white or grey.
- 48 l/m.

Code	Price
7113765	£47.79



Linear Drain Nood Water Trap

- Fits Purus Line, Living & Plus drains.
- Low 52mm Trap 32 l/m.
- Standard 105mm Trap 72 l/m.

Grid	Code	Price
Low 52mm	53480	£52.25
Standard 105mm	7113709	£52.25



Solvent Weld Reducer

- For use with Mini, Line, Living & Plus drains.
- 50mm to 1½" Solvent Weld ABS adapter.

Code	Price
52576	£9.90



Purus Knife

- For use with Mini series drains.
- Cuts a perfect 107mm circle in vinyl, sheet membranes and gaskets.


Code	Price
7113605	£39.09



Minimax 2-Part Drain

- Nood* no-odour spring trap.
- Suitable for tile or vinyl flooring.
- Compatible with Maxxus floor formers.

Grid	Outlet	Depth	l/min	Code	Price
White Plastic	Horizontal	89mm	48	52719	£107.91



Minimax 1-Part Drain

- Nood* no-odour spring trap.
- Suitable for tile or vinyl flooring.
- Ideal for concrete floors.
- Compatible with Maxxus floor formers.

Grid	Outlet	Depth	l/min	Code	Price
White Plastic	Horizontal	76mm	48	7113764UK	£89.52



Mini Oden 50

- 50mm water seal.
- Suitable for tile or vinyl floors.
- Compatible with Maxxus floor formers.

Grid	Outlet	Depth	l/min	Code	Price
White Plastic	Horizontal	118mm	48	7113535UK	£112.41



Mini Brage 50

- 50mm water seal.
- Suitable for tile or vinyl floors.
- Compatible with Maxxus floor formers.

Grid	Outlet	Depth	l/min	Code	Price
White Plastic	Vertical	118mm	48	7113539UK	£112.41



Mini Brage 110

- 50mm water seal.
- Suitable for tile or vinyl floors.
- Compatible with Maxxus floor formers.

Grid	Outlet	Depth	l/min	Code	Price
White Plastic	Vertical	118mm	84	7113538UK	£112.41



S-Series Minimax

- Nood* no-odour spring trap.
- Stainless grid for tile or vinyl flooring.
- Ideal for concrete floors.

Grid	Depth	l/min	Code	Price
Drain + Stainless Tile Grid	59mm	28.8	7110406T	£252.54
Drain + Stainless Vinyl Grid	59mm	28.8	7110406V	£207.23
Drain Only	59mm	28.8	7110406UK	£110.82



Joti-R 110

- 50mm water seal.
- Fits directly into 110mm waste pipes.
- Stainless grid for tile or vinyl flooring.

Grid	Depth	l/min	Code	Price
Drain + Stainless Tile Grid	130mm	48	3401657T	£265.86
Drain + Stainless Vinyl Grid	130mm	48	3401657V	£220.55
Drain Only	130mm	48	3401657	£124.14



Tiling Adapter Grids - PK155

- Stainless steel grid & frame.
- Durable PVD coated options.
- Compatible with Purus "Mini" drains.

Grid	Dimensions	Code	Price
Chess	155 x 155mm	53385	£107.91
Drop	155 x 155mm	7138360	£107.91
Drop	200 x 200mm	7138376	£141.72
Brass PVD	155 x 155mm	153872-845	£236.58
Copper PVD	155 x 155mm	153872-842	£236.58
Bronze PVD	155 x 155mm	53385-844	£297.69
Black PVD	155 x 155mm	153872-843	£236.58



Grid Adapter - PK155

- For use with Mini series drains & PK155 grids only.
- Complete with two riser rings that accommodate tiles from 4-15mm.
- Additional riser rings available separately.
- 18mm tiles require three rings.
- 20mm tiles require four rings.

Product	Code	Price
Grid Adapter - Complete	GA155	£25.50
Riser Ring Only	RR155	£4.80



130mm Grids

- Stainless steel grid & plastic frame.
- Glass grid options.
- Compatible with Purus "Mini" drains.

Grid	Dimensions	Code	Price
Tile Insert	130 x 130mm	52728	£107.91
Twist	130 x 130mm	52729	£107.91
Glass - White	130 x 130mm	527WH	£221.85
Glass - Silver Grey	130 x 130mm	527LG	£221.85
Glass - Slate Grey	130 x 130mm	527DG	£221.85
Glass - Black	130 x 130mm	527BL	£221.85



Micro Cement Grids

- Manufactured by Wetroom Innovations Ltd.
- Designed specifically for micro cement floors.
- Reversible grid offers micro cement infill or classic face.
- 3mm upstand.
- Compatible with Purus "Mini" drains.

Finish	Code	Price
Black	MC130B	£186.00
Grey	MC130G	£186.00
Gold	MC130AU	£246.00
Brushed Stainless	MC130BS	£186.00
Satin Stainless	MC130SS	£186.00



Vinyl Grids

- Stainless Steel grids.
- Lockable option.
- Compatible with Purus "Mini" drains.

Grid	Code	Price
Drop Stainless	7138392	£111.12
Drop Brushed Brass	7138392BB	£237.00
Drop Bronze	7138392BZ	£237.00
Drop Black	7138392MB	£237.00
Wave - Lockable Inc. Locks	7138394	£143.16

Stainless Locks Only	7138426UK	£32.04
Plastic Locks Only	7138417	£8.49

*What is NOOD? - A patented non-odour trap with a spring that permits high flow rates. Prevents back-flow and odours rising should a water seal evaporate.



McAlpine TSG - Tile

- 150 x 150mm stainless steel grid.
- Compatible with Maxxus floor formers.

Grid	Outlet	Depth	l/min	Code	Price
Polished Stainless	Horizontal	100mm	53.6	TSG52 T150SS	£197.49
Polished Stainless	Vertical	130mm	>70	TSG2 T150SS	£197.49

Horizontal - 50mm water seal trap. Vertical - 75mm water seal trap.



McAlpine TSG - Vinyl

- Polished stainless steel or white plastic vinyl grid.
- Securing screws.
- Compatible with Maxxus floor formers.

Grid	Outlet	Depth	l/min	Code	Price
Polished Stainless	Horizontal	100mm	53.6	TSG52 SS	£197.49
Polished Stainless	Vertical	130mm	>70	TSG2 SS	£197.49
White Plastic	Horizontal	100mm	48	TSG52 WH	£197.49
White Plastic	Vertical	130mm	>70	TSG2 WH	£197.49

Horizontal - 50mm water seal trap. Vertical - 75mm water seal trap.



McAlpine TSG Anti-ligature - Vinyl

- Anti-ligature polished stainless steel grate for use in secure accommodation.
- Home office approved.
- Includes security screwdriver bit to remove grate.
- Compatible with Maxxus floor formers.

Grid	Outlet	Depth	l/min	Code	Price
Polished Stainless	Horizontal	100mm	48	TSG52ANTILIG	£234.30
Polished Stainless	Vertical	130mm	>70	TSG2ANTILIG	£234.30



McAlpine VSG

- Slimline gulley, only 59mm deep.
- Features a non-return valve spring loaded trap.
- 40mm solvent weld outlet.
- Available for both tile and vinyl floors.
- Compatible with Maxxus floor formers..

Grid	Outlet	Depth	l/min	Code	Price
Stainless - Tile	Horizontal	59mm	38	VSG52SL-T6SQ-B	£171.02
Stainless - Vinyl	Horizontal	59mm	38	VSG52SL-SL-NSC	£171.02



McAlpine USG

- For use with shower pumps.
- Untrapped.
- 22mm outlet.
- Securing screws.
- Suitable for vinyl floors.
- Compatible with Maxxus floor formers.

Grid	Outlet	Depth	l/min	Code	Price
Polished Stainless	Horizontal	44mm	10	USG SS	£197.49
White Plastic	Horizontal	44mm	10	USGWH	£197.49



Underlay Plus Drain Kits


- Complete drains kits compatible with Underlay Plus trays only
- 34 l/m flow rate. Tested under 15mm head of water.
- Includes drain fitting aid.
- Includes Stainless Steel, Tile Insert or PVD coated grid.
- 50mm water seal trap.

Polished Stainless Grid



Complete Drain Kit	Outlet	Code	Price
+ Standard Polished Stainless Grid	Horizontal	J0218SS	£155.70
+ Standard Polished Stainless Grid	Vertical	J0217SS	£155.70

Stainless Tile Insert Grid




Complete Drain Kit	Outlet	Code	Price
+ Stainless Tile Insert Grid	Horizontal	J0218TI	£239.70
+ Stainless Tile Insert Grid	Vertical	J0217TI	£239.70

Brushed Brass Tile Insert Grid




Complete Drain Kit	Outlet	Code	Price
+ Brushed Brass Tile Insert Grid	Horizontal	J0218BB	£377.70
+ Brushed Brass Tile Insert Grid	Vertical	J0217BB	£377.70

Bronze Tile Insert Grid

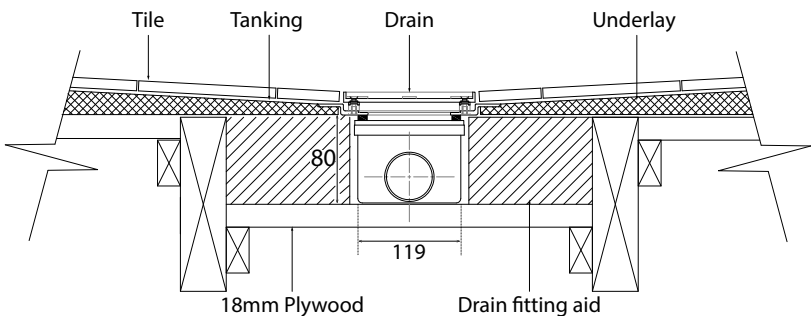


Complete Drain Kit	Outlet	Code	Price
+ Bronze Tile Insert Grid	Horizontal	J0218BZ	£377.70
+ Bronze Tile Insert Grid	Vertical	J0217BZ	£377.70

Black Tile Insert Grid



Complete Drain Kit	Outlet	Code	Price
+ Black Tile Insert Grid	Horizontal	J0218MB	£407.70
+ Black Tile Insert Grid	Vertical	J0217MB	£407.70



Flow rates are tested under a constant 15mm head of water and will vary depending on the cover plate used.



Purus Living Linear Channel Drains


- Choice of 5 stainless steel gratings.
- Choice of 2 lengths, 600mm or 800mm.
- Choice of 3 outlets with Nood* no-odour spring traps.
- Built in falls reduces dirt or odour build up.
- Includes joist installation kit, support legs for screed floors and a tanking collar.
- Compatible with Maxxus Linear floor formers.

Stainless Steel
Tile Insert Grate



Length	Outlet	l/min	Code	Price
600mm	Low	32	52739	£535.05
600mm	Side	72	52737	£535.05
600mm	End	72	52738	£535.05
800mm	Low	32	52745	£610.32
800mm	Side	72	52743	£610.32
800mm	End	72	52744	£610.32

Brushed Brass
Tile Insert Grate



Length	Outlet	l/min	Code	Price
600mm	Low	32	52739BR	£828.45
600mm	Side	72	52737BR	£828.45
600mm	End	72	52738BR	£828.45
800mm	Low	32	52745BR	£892.53
800mm	Side	72	52743BR	£892.53
800mm	End	72	52744BR	£892.53

Bronze
Tile Insert Grid



Length	Outlet	l/min	Code	Price
600mm	Low	32	52739BZ	£828.45
600mm	Side	72	52737BZ	£828.45
600mm	End	72	52738BZ	£828.45
800mm	Low	32	52745BZ	£892.53
800mm	Side	72	52743BZ	£892.53
800mm	End	72	52744BZ	£892.53

Black
Tile Insert Grate



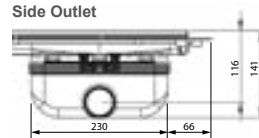
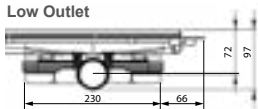
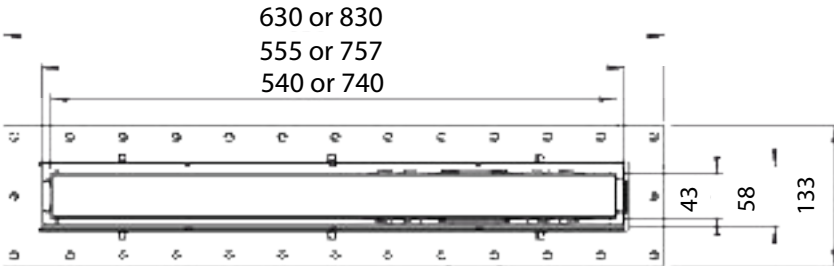
Length	Outlet	l/min	Code	Price
600mm	Low	32	52739MB	£886.50
600mm	Side	72	52737MB	£886.50
600mm	End	72	52738MB	£886.50
800mm	Low	32	52745MB	£950.64
800mm	Side	72	52743MB	£950.64
800mm	End	72	52744MB	£950.64

Stainless Steel
Twist Grate

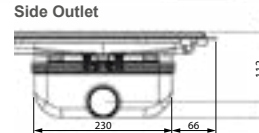
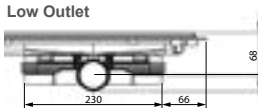
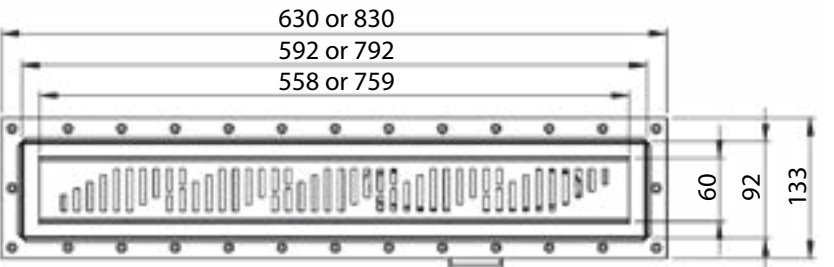


Length	Outlet	l/min	Code	Price
600mm	Low	32	52742	£604.32
600mm	Side	72	52740	£604.32
600mm	End	72	52741	£604.32
800mm	Low	32	52748	£674.28
800mm	Side	72	52746	£674.28
800mm	End	72	52747	£674.28

Tile Insert Grate



Twist Grate





- Living Linear with Micro Cement Adapter Grid**
- Anodised Aluminium grids manufactured by Wetroom Innovations Ltd.
 - Adapts Purus Living Linear drains to micro cement floor finishes.
 - Creates a 3mm upstand.
 - Choice of 3 outlets with Nood* no-odour spring traps.
 - Built in falls reduces dirt or odour build up.
 - Includes support legs for screed floors.
 - Also compatible with Maxxus Linear floor formers.



- Purus Living Linear Plus Channel Drains**
- Chess design stainless steel grating.
 - Choice of 5 lengths.
 - Choice of 3 outlets with Nood* no-odour spring traps.
 - Built in falls reduces dirt or odour build up.
 - Includes support legs for screed floors.
 - Compatible with Maxxus Linear floor formers.

Black



Length	Outlet	l/min	Code	Price
600mm	Low	32	MC739B	£745.05
600mm	Side	72	MC737B	£745.05
600mm	End	72	MC738B	£745.05
800mm	Low	32	MC745B	£820.32
800mm	Side	72	MC743B	£820.32
800mm	End	72	MC744B	£820.32

Stainless Steel Chess Grate



Length	Outlet	l/min	Code	Price
600mm	Low	32	53304	£776.21
600mm	Side	72	53303	£776.21
600mm	End	72	53305	£776.21
700mm	Low	32	53310	£891.43
700mm	Side	72	53309	£891.43
700mm	End	72	53311	£891.43
800mm	Low	32	53316	£900.64
800mm	Side	72	53315	£900.64
800mm	End	72	53317	£900.64
900mm	Low	32	53322	£960.59
900mm	Side	72	53321	£960.59
900mm	End	72	53323	£960.59
1000mm	Low	32	53328	£1,011.26
1000mm	Side	72	53327	£1,011.26
1000mm	End	72	53329	£1,011.26

Brass Chess Grate



Length	Outlet	l/min	Code	Price
600mm	Low	32	53304BB	£1,226.21
600mm	Side	72	53303BB	£1,226.21
600mm	End	72	53305BB	£1,226.21
700mm	Low	32	53310BB	£1,371.43
700mm	Side	72	53309BB	£1,371.43
700mm	End	72	53311BB	£1,371.43
800mm	Low	32	53316BB	£1,500.64
800mm	Side	72	53315BB	£1,500.64
800mm	End	72	53317BB	£1,500.64
900mm	Low	32	53322BB	£1,590.59
900mm	Side	72	53321BB	£1,590.59
900mm	End	72	53323BB	£1,590.59
1000mm	Low	32	53328BB	£1,671.26
1000mm	Side	72	53327BB	£1,671.26
1000mm	End	72	53329BB	£1,671.26

Grey




Length	Outlet	l/min	Code	Price
600mm	Low	32	MC739G	£745.05
600mm	Side	72	MC737G	£745.05
600mm	End	72	MC738G	£745.05
800mm	Low	32	MC745G	£820.32
800mm	Side	72	MC743G	£820.32
800mm	End	72	MC744G	£820.32

Black Chess Grate



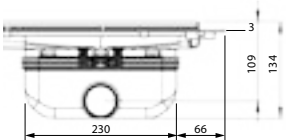
Length	Outlet	l/min	Code	Price
600mm	Low	32	53304MB	£1,226.21
600mm	Side	72	53303MB	£1,226.21
600mm	End	72	53305MB	£1,226.21
700mm	Low	32	53310MB	£1,371.43
700mm	Side	72	53309MB	£1,371.43
700mm	End	72	53311MB	£1,371.43
800mm	Low	32	53316MB	£1,500.64
800mm	Side	72	53315MB	£1,500.64
800mm	End	72	53317MB	£1,500.64
900mm	Low	32	53322MB	£1,590.59
900mm	Side	72	53321MB	£1,590.59
900mm	End	72	53323MB	£1,590.59
1000mm	Low	32	53328MB	£1,671.26
1000mm	Side	72	53327MB	£1,671.26
1000mm	End	72	53329MB	£1,671.26



Low Outlet -



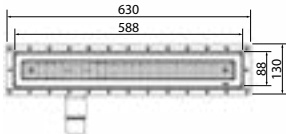
Side Outlet -



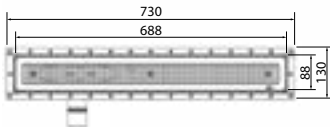
End Outlet -



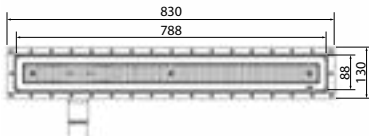
600mm




700mm



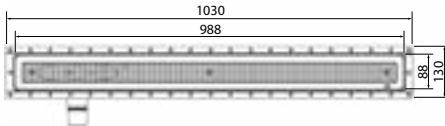
800mm



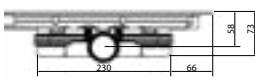
900mm



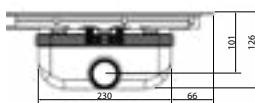
1000mm



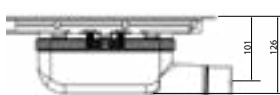
Low Outlet -



Side Outlet -



End Outlet -



*What is NOOD? - A patented non-odour trap with a spring that permits high flow rates. Prevents back-flow and odours rising should a water seal evaporate.



Channel 100 Stainless Steel Channel Drains

- Ideal for shower areas, changing rooms, hotels, leisure facilities and industrial locations.
- Available in 600-2500mm lengths.
- Choice of 4 outlets with high flow rates.
- Premium quality 316 Stainless Steel.
- Heel-safe, ideal for bare-foot areas.
- Install into concrete or timber.
- Centre drain location. *(end available upon request)*
- Bespoke service available, options include, L15 and M125 load bearing mesh grates.

Tile Floors




Chess Grate
10-22mm Tiles



1-3 day lead time

Length	Code	Price
800mm	CH1080CC	£1,913.07
1000mm	CH1010CC	£1,994.58
1200mm	CH1012CC	£2,111.62
1500mm	CH1015CC	£2,298.39
2000mm	CH1020CC	£2,693.15
2500mm	CH1025CC	£2,958.72



Vinyl Floors

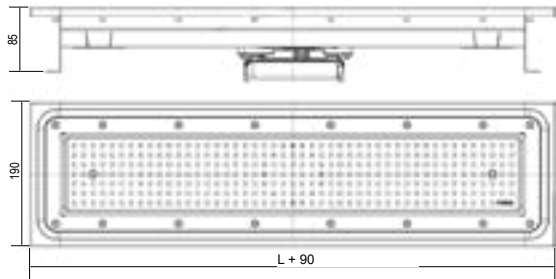


Chess Grate



1-3 day lead time

Length	Code	Price
800mm	CH1080VC	£1,990.56
1000mm	CH1010VC	£2,036.61
1200mm	CH1012VC	£2,176.45
1500mm	CH1015VC	£2,325.14
2000mm	CH1020VC	£2,699.00
2500mm	CH1025VC	£2,993.37

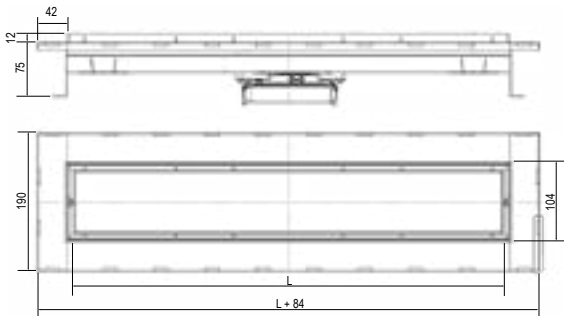


Tile Insert Grate
10mm Tiles



1-3 day lead time

Length	Code	Price
800mm	CH1080TC	£1,997.50
1000mm	CH1010TC	£2,066.38
1200mm	CH1012TC	£2,372.37
1500mm	CH1015TC	£2,685.45
2000mm	CH1020TC	£2,730.45
2500mm	CH1025TC	£2,998.40



Outlets

Horizontal Low 50mm Outlet
30 l/min flow rate
40mm solvent weld reducer
Spring loaded no-odour trap

PR640



Horizontal 50mm Outlet
60 l/min flow rate
40mm solvent weld reducer
Spring loaded no-odour trap

PR639



Vertical 75mm Outlet
78 l/min flow rate
Water seal trap

PR539



Vertical 110mm Outlet
78 l/min flow rate
Acid proof stainless steel
Water seal trap

PR536 + £366



Tile Backer Board



Tile Backer/Construction Board

- Superior multi-purpose thermal construction board.
- Extruded polystyrene core with reinforced cement polymer coating.
- Water resistant - ideal for use in areas subject to prolonged/permanent water immersion.
- Thermal properties reduce heat loss when used underneath under-floor heating systems.
- Excellent compressive strength, impact strength, sound reduction and fire resistance.
- Designed for the application of all tile types, cement based screeds and synthetic renders.
- Easy to use and fix using cement based flexible tile adhesive or screws and washers.

Properties

Value

Compressive Strength (10% deformation) BS EN 826	300 kPa
Thermal Conductivity to BS EN 13164 (5 years)	0.033 W/mK
Water Absorption by volume tested to BS EN 12087	0.6%
Density (foam core only)	36kg/m3
Temperature Range	-50, +75 Degrees
Fire Performance BS 476 part 6, 7 surface spread of flames/EN 13501-1	Class O/Euroclass E
Sound Reduction to BS EN 10140-3 test results based on 6mm board	19dB

1200 x 600mm Boards

Size	Thickness	U-Value	Code	Price
1200 x 600mm	4mm	3.75 (W/mk)	TB1204	£28.08
1200 x 600mm	6mm	3.05 (W/mk)	TB1206	£25.17
1200 x 600mm	10mm	2.23 (W/mk)	TB1210	£27.57
1200 x 600mm	12.5mm	1.91 (W/mk)	TB1212	£29.52


2400 x 600mm Boards

Size	Thickness	U-Value	Code	Price
2400 x 600mm	10mm	2.23 (W/mk)	TB2410	£55.14
2400 x 600mm	12.5mm	1.91 (W/mk)	TB2412	£59.04
2400 x 600mm	20mm	1.33 (W/mk)	TB2420	£76.26
2400 x 600mm	30mm	0.95 (W/mk)	TB2430	£96.75
2400 x 600mm	40mm	0.74 (W/mk)	TB2440	£115.32
2400 x 600mm	50mm	0.61 (W/mk)	TB2450	£135.90

Tapered Tile Backer Boards

- Single one-way fall.
- Used to construct falls in wetroom floors.

Size	Fall Direction	Thickness	Code	Price
1200 x 1200mm	1200mm	20-8mm	TB1212TB	£175.50
1200 x 600mm	1200mm	20-8mm	TB126TBL	£100.14
1200 x 600mm	600mm	20-8mm	TB126TBS	£100.14



Curved Tile Backer Board

- Cuts allow the board to bend to a tight radius.
- Used for constructing curves such as corners or steam room ceilings.

Size	Cut Direction	Thickness	Code	Price
1200 x 600mm	1200mm	20mm	TB12CBL	£65.52
1200 x 600mm	600mm	20mm	TB12CBS	£65.52



Bath Panels

- Adjustable legs.
- Easily cut to size on site.
- Made to measure service available.

Size	Thickness	Code	Price
2100 x 600mm	30mm	TB21BP	£123.99
1750 x 600mm	30mm	TB17BP	£107.31
800 x 600mm	30mm	TB08BP	£70.11

Tile Backer Board Fixings



Screws and Washers

- Zinc plated screws.
- 35mm diameter galvanised washers.
- Countersunk.
- Packs of 50.

Screw Length	Pack Size	Code	Price
25mm	50	TBSW25	£29.82
45mm	50	TBSW45	£29.82



Washers

- 35mm diameter galvanised washers.
- Countersunk.
- Packs of 100.

Pack Size	Code	Price
100	TBW35	£30.00



High-Grab MS Polymer

- Highly durable, totally waterproof adhesive.
- Bonds and seals many different surfaces.
- 290ml cartridge.

Code	Price
MSP290	£25.50

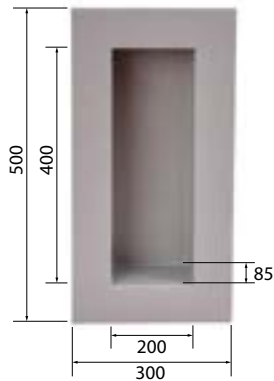
Recessed Wall Niche



Recessed Wall Niche

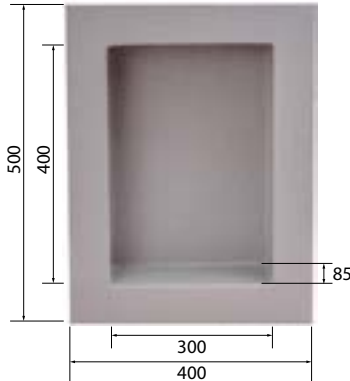
- Pre-formed alcove for shower spaces.
- Creates a recessed shelf to provide extra space for toiletries.
- Fits wall cavity 100mm or deeper.
- External fascia may be trimmed.
- Waterproof and ready to tile.
- Constructed from 12.5mm Tile Backer Board.
- Provides thermal insulation.
- Pre-constructed to guarantee conformity and size.
- Can be used in either landscape or portrait orientation.

200 x 400mm




Internal Dimensions	External Dimensions	Code	Price
200 x 400 x 85mm	300 x 500 x 100mm	MN200	£97.57

300 x 400mm




Internal Dimensions	External Dimensions	Code	Price
300 x 400 x 85mm	400 x 500 x 100mm	MN300	£141.56

400 x 400mm




Internal Dimensions	External Dimensions	Code	Price
400 x 400 x 85mm	500 x 500 x 100mm	MN400	£170.33

500 x 400mm



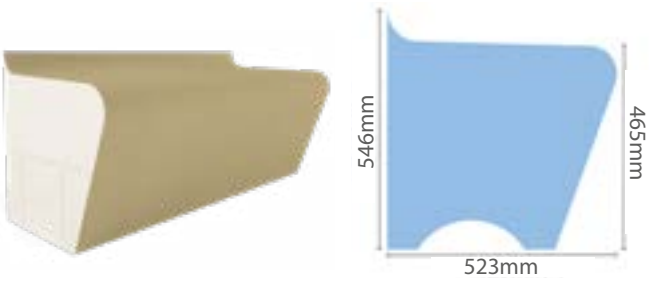
Internal Dimensions	External Dimensions	Code	Price
500 x 400 x 85mm	600 x 500 x 100mm	MN500	£208.38

800 x 400mm



Internal Dimensions	External Dimensions	Code	Price
800 x 400 x 85mm	900 x 500 x 100mm	MN800	£281.50


York Seating Profile



York Profile

- Ideal for steam rooms, spas, swimming pools and bathrooms.
- Incredibly robust, made from high density polystyrene foam with a polymer modified cementitious screed over a glass fibre mesh face.
- Compressive strength of 300KPa.
- Waterproof and ready to tile.
- 7-10 day lead time.
- Bespoke service available.

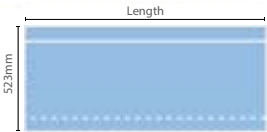
Hampshire Seating Profile



Hampshire Profile

- Ideal for steam rooms, spas, swimming pools and bathrooms.
- Incredibly robust, made from high density polystyrene foam with a polymer modified cementitious screed over a glass fibre mesh face.
- Compressive strength of 300KPa.
- Waterproof and ready to tile.
- 7-10 day lead time.
- Bespoke service available.

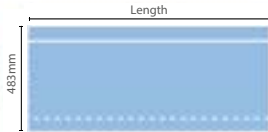
York Single Seat



Single seat profile with uncoated ends.
Includes installation kit.

Length	Code	Price
1200mm	SPY120	£1,294.91
1600mm	SPY160	£1,813.50
2000mm	SPY200	£2,062.77
2400mm	SPY240	£2,182.68

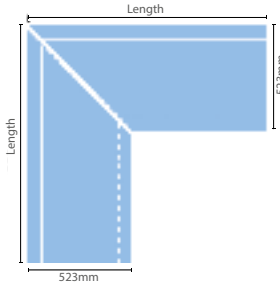
Hampshire Single Seat



Single seat profile with uncoated ends.
Includes installation kit.

Length	Code	Price
1200mm	SPH120	£1,256.56
1600mm	SPH160	£1,769.01
2000mm	SPH200	£2,007.18
2400mm	SPH240	£2,113.44


York Corner Seat Mitred



Corner seat profile mitred at 90° with uncoated ends.
Includes installation kit.

Length	Code	Price
1200 x 1200mm	SPY1212M	£2,654.21
1200 x 1600mm	SPY1216M	£3,063.53
1600 x 1600mm	SPY1616M	£3,481.86
1800 x 2000mm	SPY1820M	£3,904.31

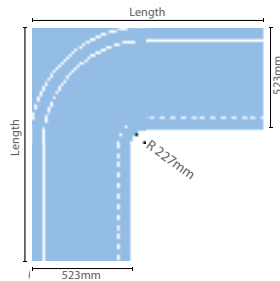
Hampshire Corner Seat Mitred



Corner seat profile mitred at 90° with uncoated ends.
Includes installation kit.

Length	Code	Price
1200 x 1200mm	SPH1212M	£2,668.50
1200 x 1600mm	SPH1216M	£3,063.53
1600 x 1600mm	SPH1616M	£3,379.60
1800 x 2000mm	SPH1820M	£3,782.86

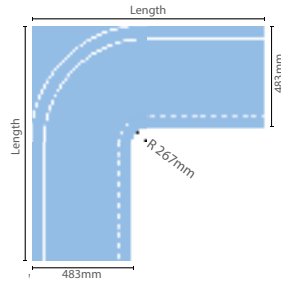
York Corner Seat Radiused



Corner seat profile with 90° radius and uncoated ends.
Includes installation kit.

Length	Code	Price
1200 x 1200mm	SPY1212R	£2,930.46
1200 x 1600mm	SPY1216R	£3,179.76
1600 x 1600mm	SPY1616R	£3,429.00
1800 x 2000mm	SPY1820R	£3,803.31

Hampshire Corner Seat Radiused

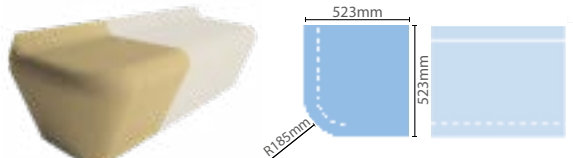


Corner seat profile with 90° radius and uncoated ends.
Includes installation kit.

Length	Code	Price
1200 x 1200mm	SPH1212R	£2,858.55
1200 x 1600mm	SPH1216R	£3,096.75
1600 x 1600mm	SPH1616R	£3,334.92
1800 x 2000mm	SPH1820R	£3,692.55

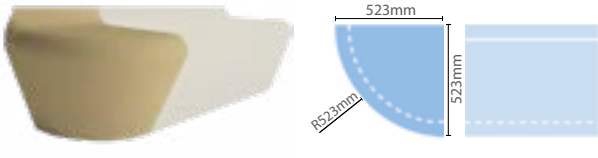
Optional Seat End Profiles

End Profile - Small Radius



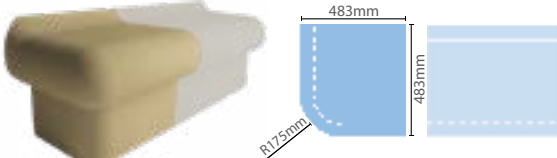
Code	Price
SPY-R185	£1,243.44

End Profile - Large Radius



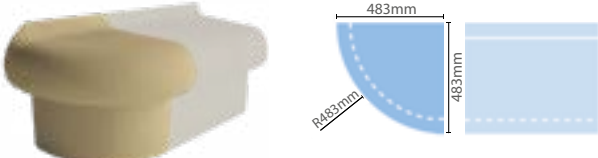
Code	Price
SPY-R523	£1,243.44

End Profile - Small Radius



Code	Price
SPH-R175	£1,145.58

End Profile - Large Radius



Code	Price
SPH-R483	£1,145.58

Coated End - Required if tiling the end of the seat



Code	Price
SPY-CE	£300.00

Optional Factory Fitted Heating Systems Available - £POA


Coated End - Required if tiling the end of the seat



Code	Price
SPH-CE	£300.00

Optional Factory Fitted Heating Systems Available - £POA

Lincoln Seating Profile



Lincoln Profile

- Ideal for steam rooms, spas, swimming pools and bathrooms.
- Incredibly robust, made from high density polystyrene foam with a polymer modified cementitious screed over a glass fibre mesh face.
- Compressive strength of 300KPa.
- Waterproof and ready to tile.
- 7-10 day lead time.
- Bespoke service available.

Lincoln Single Seat



Single seat profile with uncoated ends.
Includes installation kit.

Length	Code	Price
1200mm	SPL120	£1,530.91
1600mm	SPL160	£2,098.38
2000mm	SPL200	£2,418.84
2400mm	SPL240	£2,761.81

Lincoln Corner Seat Mitred



Corner seat profile mitred at 90° with uncoated ends.
Includes installation kit.

Length	Code	Price
1200 x 1200mm	SPL1212M	£3,117.97
1200 x 1600mm	SPL1216M	£3,337.23
1600 x 1600mm	SPL1616M	£4,008.24
1800 x 2000mm	SPL1820M	£4,651.62

Lincoln Corner Seat Radiused




Corner seat profile with 90° radius and uncoated ends.
Includes installation kit.

Length	Code	Price
1200 x 1200mm	SPL1212R	£3,957.27
1200 x 1600mm	SPL1216R	£4,349.82
1600 x 1600mm	SPL1616R	£4,598.19
1800 x 2000mm	SPL1820R	£5,079.39

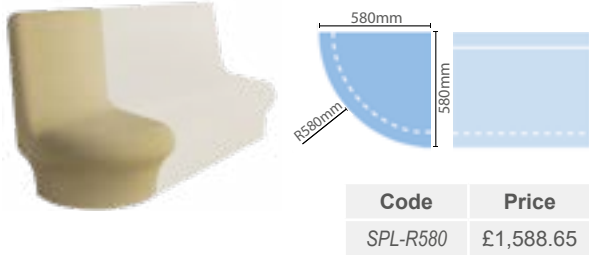
Optional Seat End Profiles

End Profile - Small Radius




Code	Price
SPL-R195	£1,588.65

End Profile - Large Radius



Code	Price
SPL-R580	£1,588.65


Coated End - Required if tiling the end of the seat



Code	Price
SPY-CE	£300.00

Optional Factory Fitted Heating Systems Available - £POA


Buckingham Seating Profile



Buckingham Profile

- Ideal for steam rooms, spas, swimming pools and bathrooms.
- Incredibly robust, made from high density polystyrene foam with a polymer modified cementitious screed over a glass fibre mesh face.
- Compressive strength of 300KPa.
- Waterproof and ready to tile.
- 7-10 day lead time.
- Bespoke service available.

Buckingham Single Seat



Single seat profile with uncoated ends.
Includes installation kit.

Length	Code	Price
1200mm	SPB120	£1,470.88
1600mm	SPB160	£2,091.66
2000mm	SPB200	£2,410.41
2400mm	SPB240	£2,615.46

Buckingham Corner Seat Mitred



Corner seat profile mitred at 90° with uncoated ends.
Includes installation kit.

Length	Code	Price
1200 x 1200mm	SPB1212M	£2,997.16
1200 x 1600mm	SPB1216M	£3,474.12
1600 x 1600mm	SPB1616M	£3,998.10
1800 x 2000mm	SPB1820M	£4,473.36

Buckingham Corner Seat Radiused




Corner seat profile with 90° radius and uncoated ends.
Includes installation kit.

Length	Code	Price
1200 x 1200mm	SPB1212R	£3,918.45
1200 x 1600mm	SPB1216R	£4,237.38
1600 x 1600mm	SPB1616R	£4,627.23
1800 x 2000mm	SPB1820R	£5,034.60


Optional Seat End Profiles

End Profile - Small Radius



Code	Price
SPB-R175	£1,484.00

End Profile - Large Radius



Code	Price
SPB-R600	£1,484.00

Coated End - Required if tiling the end of the seat



Code	Price
SPB-CE	£300.00

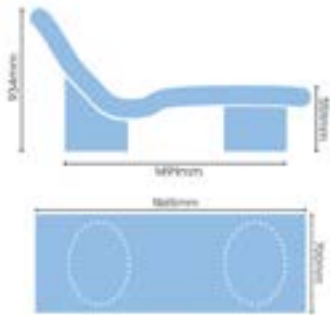
Optional Factory Fitted Heating Systems Available - £POA



- Lounger Profiles**
- Ideal for Steam Rooms, Spas Poolside or Gardens.
 - Incredibly robust, made from high density polystyrene foam with a polymer modified cementitious screed over a glass fibre mesh face.
 - Compressive strength of 300KPa.
 - Waterproof and ready to tile.
 - Optional factory fitted heating system.
 - 7 day lead time.

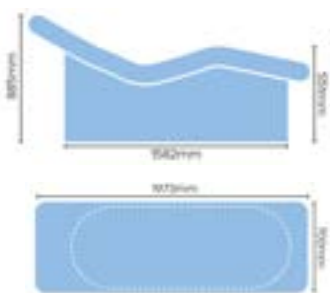


- Spiral & Circular Enclosures**
- CNC machined panels manufactured from high density polystyrene with a polymer modified reinforced cement coating.
 - Precision curves, unlike traditional block or angular timber construction.
 - Easy to install modular units which are rigid and robust
 - Concealed voids for pipes and mixer valves.




Devon Lounger

Product	Code	Price
Standard Lounger	LP080	£5,197.08
Water Heated	LP090	£6,013.83
Electric Heated	LP100	£8,801.52







Dorset Lounger

Product	Code	Price
Standard Lounger	LP040	£3,998.07
Water Heated	LP050	£4,815.27
Electric Heated	LP060	£7,604.28



Somerset Lounger

Product	Code	Price
Standard Lounger	LP010	£2,962.98
Water Heated	LP020	£3,780.18
Electric Heated	LP030	£6,669.69



Price
£POA

Electric Underfloor Heating Mat

Ekomat Underfloor Heating

- Ready to install heating elements consisting of a thin heating cable securely attached to a self adhesive glass fibre mesh mat.
- Install in flexible tile adhesive or self levelling compound directly under the surface to be heated.
- Mat width 500mm.
- Mat thickness only 3.5mm.
- Power output of 160w/m².
- Life of tiling warranty.
- Multiple mats may be used for large areas.



Underfloor Heating Mat

Mat Size	Power	Mat Length	Code	Price
1m²	160w	2m	EM0100	£158.34
1.5m²	240w	3m	EM0150	£175.89
2m²	320w	4m	EM0200	£203.30
2.5m²	400w	5m	EM0250	£224.65
3m²	480w	6m	EM0300	£253.45
3.5m²	560w	7m	EM0350	£295.45
4m²	640w	8m	EM0400	£337.62
5m²	800w	10m	EM0500	£413.17
6m²	960w	12m	EM0600	£473.75
7m²	1120w	14m	EM0700	£539.40
8m²	1280w	16m	EM0800	£573.54
10m²	1600w	20m	EM1000	£655.24



Electric Underfloor Heating Stats



Heatmiser Slimline-E V2 Underfloor Heating Stat

- 5/2 day or 7 day programming.
- Temperature hold feature.
- Holiday feature.
- C/F selectable.
- Self learning optimum start on 1st and 3rd level.
- Key lock feature.
- Frost protection with adjustable temperature setting.
- 16A switch rating. (3,680 watts).
- White back-light (turns off after 30 seconds).

Colour	Code	Price
White	SLEV2	£183.37



Adept T6100 Wifi Underfloor Heating Stat

- Smart phone controllable via app (IOS and Android devices).
- Voice control via Amazon Echo and Google Home devices.
- Can also be used manually.
- Holiday function.
- Time display.
- Off time frost protection.
- Reverse output function.
- Floor high temperature protection.
- Open window detection function.
- Key-lock.
- Sensor selection.
- Hold function.
- Maximum switching current 15A.

Colour	Code	Price
White	T6100WH	£270.67
Black	T6100BL	£270.67



About The Amerec AK Series Steam System

Amerec's new AK generators were purpose-designed for home use, transforming your shower or bathing room into a daily invitation to comfort.

The AK generator uses full power to quickly heat up the steam room to it's pre-set temperature, then cuts power by 1/3 or 2/3 of its heating elements. The result is a more consistent flow of soft steam and more stable temperature.

Available in 6 popular sizes - 4.5kW, 6kW, 7.5kW, 9kW, 11kW and 14kW.

Built without compromise, should attention ever be required engineers and genuine parts are always available to keep your steam room in service.

Key Features of the AK Series Steam System

- 5 year warranty.
- Three control options, Smart (K2), Simple (K3) and Basic (K4).
- Sequential temperature control delivers a more consistent flow of soft steam.
- Stainless steel tank and water level probes provide years of trouble-free operation.
- Removable heating elements provide easy and economical service.
- Can be connected together to heat rooms larger than 16m³.
- Generators up to 11kW can be connected in single or three phase. 14kW 3 phase only.
- Dedicated wiring included.
- Controls can be placed inside or outside your steam room.
- Fully tested and approved.

Comfort Flo Steam Outlet

- Designed to provide an even spread of steam throughout the room.
- Sited at low level in your steam room.
- Recess on top takes oils for aromatherapy.
- Polished Chrome finish as standard.
- Available in 6 different plated finishes.

Special Finishes

- Upgrade the Comfort Flo outlet to one of five plated finishes.
- Also upgrades the K2 Control rear trim.
- Chrome is supplied as standard.



K2 Smart Touch Screen Control

Operate your steam bath from anywhere via the dedicated mobile app! K2 has a modern design and is simple to use with its clear display indicating temperature and run time.

- Touch screen operation for easy control.
- Surface mounted - inside or outside the steam room.
- Chrome rear trim supplied as standard with a choice of five alternate upgrade finishes.
- Intuitive display (temp/time/lighting/system status).
- 24hr time delay; 60 minute timer.
- Light control (on/off, dimmer and colour selection if purchasing AK lighting kit).
- WiFi module; mobile app functionality from anywhere there is mobile phone service.
- SaunaLogic App for Android or iPhone; and works with Google Home, Alexa and Siri.
- Includes OTA (Over the air) technology for automatic software updates to mobile device.

The **SaunaLogic app** allows you to control all function and programming of your steam room (and/or sauna) from wherever you are, requiring only a WiFi connection or phone service (3G/4G/5G). Within the app you can adjust temperature, choose light colour, set a delay time up to 24-hours, use the 60-minute timer and at a glance see the current status of your steam bath. Available for Android smart phones, iPads/tablets and works with Google Home, Alexa and Siri.



K3 Simple Touch Screen Control

For those who prefer simplicity.

- Touch screen which controls time and temperature.
- LED read out.
- Surface mounted - inside or outside the steam room.



K4 Basic On/Off Non-Thermostatic Control

- Basic on/off 30 minute control.
- Illuminates during operation.
- Compatible with AK4 generator only.
- Surface mounted - inside or outside the steam room.

Generator Ordering Codes

Room Size	Model	Power	Generator Size (WxDxH)	With K4 Control	With K3 Control	With K2 Control
Up to 5m³	AK4	4.5kW	419 x 159 x 380mm	£4,942.50	£5,707.50	£6,165.00
Up to 7m³	AK6	6kW	419 x 159 x 380mm	N/A	£5,842.50	£6,240.00
Up to 9m³	AK7	7.5kW	419 x 159 x 380mm	N/A	£5,902.50	£6,360.00
Up to 11m³	AK9	9kW	419 x 159 x 380mm	N/A	£5,985.00	£6,510.00
Up to 14m³	AK11	11kW	419 x 159 x 380mm	N/A	£6,060.00	£6,682.50
Up to 20m³	AK14	14kW	419 x 159 x 380mm	N/A	£6,592.50	£7,050.00

For rooms made of natural stone, multiply the cubic volume of the room by 1.75 as natural stone requires more power to heat.

For rooms that exceed 15.5m³, multiple generators may be linked together to achieve the required capacity. Only one controller is required.

Special Finishes Ordering Codes

Size	Code	Price
Polished Nickel	CFSOPN	£177.00
Brushed Nickel	CFSOBN	£157.50
Brushed Bronze	CFSOBB	£307.50
Oil Rubbed Bronze	CFSORB	£277.50
Matt Black	CFSOMB	£367.50



- Classic Shower Chair**
- Folding seat.
 - Adjustable seat height.
 - Fine adjusting legs.
 - Independently lifting arm rests.
 - Aluminium rust free frame.
 - Weight limit 190kg.

Product	Code	Price
Classic Chair	S047707	£438.75



- Padded Shower Chair**
- Folding seat.
 - Adjustable seat height.
 - Fine adjusting legs.
 - Independently lifting arm rests.
 - Aluminium rust free frame.
 - Weight limit 190kg.

Product	Code	Price
Padded Chair	S047692	£499.92




- Classic Shower Seat**
- Folding seat.
 - Fine adjusting legs.
 - Aluminium rust free frame.
 - Durable.
 - Weight limit 190kg.

Product	Code	Price
Classic Seat	S047702	£273.75

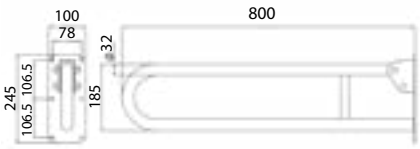



- Padded Shower Seat**
- Folding seat.
 - Fine adjusting legs.
 - Aluminium rust free frame.
 - Durable.
 - Weight limit 190kg.



Product	Code	Price
Padded Seat	S047700	£310.38



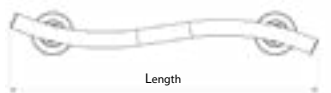
- Hinged Safety Bars**
- Lift and lock folding mechanism.
 - Minimum lateral movement.
 - Non-corrosive stainless steel.
 - Three finishes.
 - Doc M compliant.




Finish	Code	Price
Polished	SB880/SP	£348.48
Satin	SB880/SS	£348.48
White	SB880/WH	£308.19



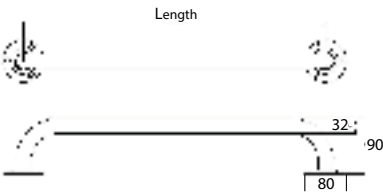
- Contemporary Grab Rails**
- High quality polished stainless steel.
 - Nylon flange and two part flange cover.
 - Straight or curved.
 - Doc M compliant.



Profile	Length	Code	Price
Straight	355mm	SB035/SP	£124.47
Straight	480mm	SB048/SP	£159.15
Straight	620mm	SB062/SP	£193.77
Curved	355mm	SB235/SP	£141.81
Curved	480mm	SB248/SP	£176.49
Curved	620mm	SB262/SP	£211.14



- Stainless Grab Rails**
- Non-corrosive grade 304 stainless steel.
 - Concealed fixings.
 - Two finishes.
 - Doc M compliant.



Finished	Length	Code	Price
Polished	300mm	SB12/32/SP	£73.71
Polished	450mm	SB18/32/SP	£82.41
Polished	600mm	SB24/32/SP	£91.08
Satin	300mm	SB12/32/SS	£73.71
Satin	450mm	SB18/32/SS	£82.41
Satin	600mm	SB24/32/SS	£91.08



- Plastic Fluted Grab Rails**
- High quality ABS plastic.
 - UV stabilised to prevent colouration and degrading.
 - No need to earth.
 - Concealed fixings.
 - Fluted for extra grip.
 - Suitable for both interior and exterior use.



Length	Code	Price
300mm	SB12/WH	£25.38
450mm	SB18/WH	£28.26
600mm	SB24/WH	£32.79

Adaptations and Healthcare - Pellet Seats



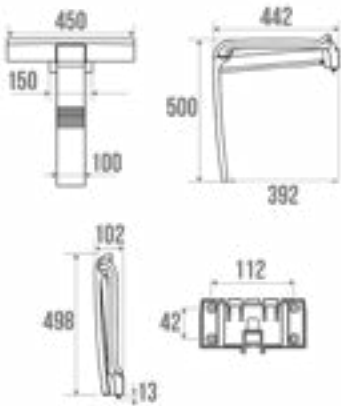
The Pellet ASC Arsis Range of seats and grab bars offer high quality contemporary designs that blend into the refined ambiances of today's bathrooms. Focusing on style, comfort and safety whilst also conforming with the directive 93/42/EEC for medical products.



White & Mat Grey

Foldaway Shower Seats

- Large size ergonomic seat made from polymer.
- Epoxy-coated aluminium leg.
- Can be unclipped from the wall bracket for cleaning.
- Can be replaced by a shower shelf using the same wall bracket.
- CE Marked : Safe load 150kg.
- 10 Year guarantee.



Code	Price
047731	£557.45

White

White & Wood



Code	Price
047730	£557.45



Code	Price
047725	£911.87

Anthracite & Mat Grey



Code	Price
047734	£557.45

Anthracite & Wood



Code	Price
047728	£911.87

Anthracite

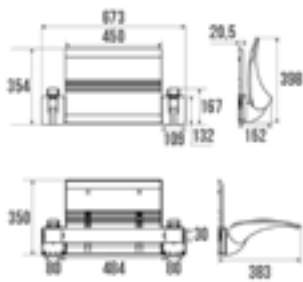


Code	Price
047729	£557.45

Full Black

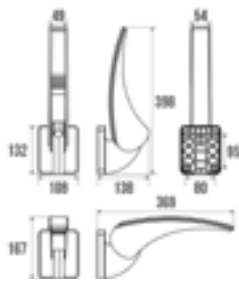


Code	Price
047750	£750.64



Backrests with Armrests

- Offers more comfort and stability when seated in the shower.
- Keeps back away from cold tiles.
- Can be replaced with a cover plate using the same wall bracket.
- Backrest and armrests are both made from polymer.
- Armrest weight limit 80kg.
- 10 Year guarantee.



White Backrest with Grey & White Arms



Code	Price
047721	£699.00

White



Code	Price
047720	£699.00

Anthracite



Code	Price
047723	£699.00



Grab Bars

- Elegant design.
- Elliptic tube for an improved grip.
- Epoxy-coated aluminium.
- Corrosion resistant.
- CE Marked : Safe load 150kg.
- 10 Year guarantee.



Straight Grab Bar - 400mm

Anthracite & Wood



Code	Price
049448	£307.95

White & Wood



Code	Price
049445	£307.95

Anthracite



Code	Price
049741	£116.55

White

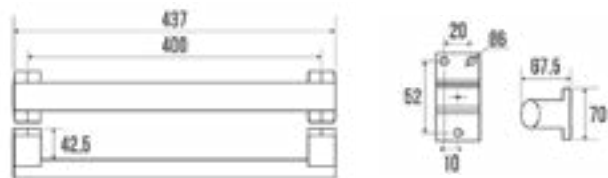


Code	Price
049840	£116.55

Black



Code	Price
049541	£188.00



135° Grab Bars - 200 x 200mm

Anthracite

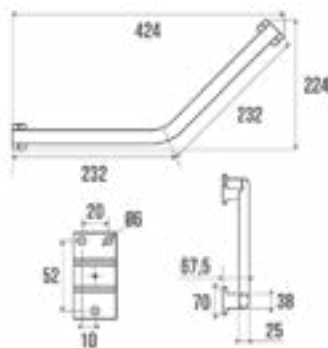


Code	Price
049732	£146.44

White



Code	Price
049832	£146.44



Hinged Grab Bar - 600mm

- Soft close system.
- Tube 38 x 25mm

Anthracite

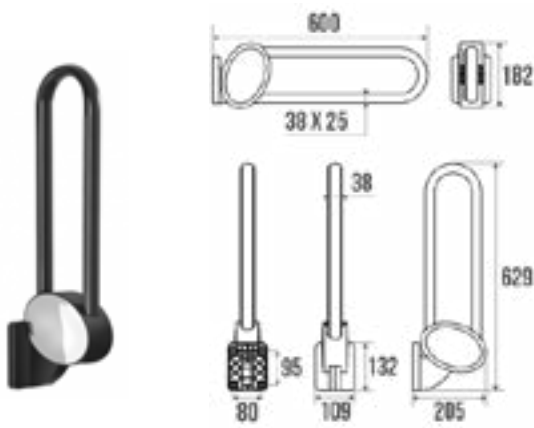


Code	Price
048760	£614.03

White



Code	Price
048660	£614.03



Adjustable Support Prop for Hinged Grab Bar

Anthracite



Code	Price
048710	£199.48

White

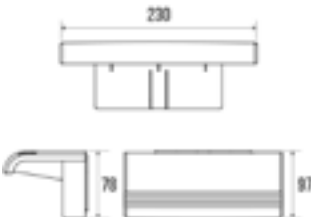


Code	Price
048610	£199.48



Shower Shelves

- Replaces the Foldaway Shower Seat and hides the mounting rail.
- Can be unclipped from the wall bracket for cleaning.
- 10 Year guarantee.



White



Code	Price
047735	£57.34

Anthracite



Code	Price
047739	£57.34

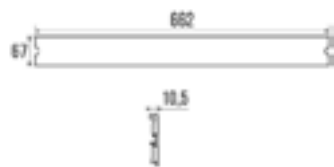
Black



Code	Price
047733	£57.34

Cover Plate

- Covers the Backrest and Armrest mounting rail.
- Made from Anodised Aluminium.
- 10 Year guarantee.



Code	Price
044360	£96.80



Our Half Height Doors;

- Can be made to measure with almost any configuration required.
- Are subject to extensive testing to meet the requirement of EU construction products directive (89/106/EC) in durability, impact resistance and cleanability.
- Use strong magnetic door closure strips and durable water seals.
- Have locking handles.
- Use a rise and fall hinge system using resilient parts for added strength.
- Lock into position when fully open.
- 760mm in height.
- Come complete with white weighted curtain and rail.

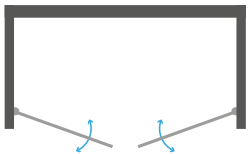
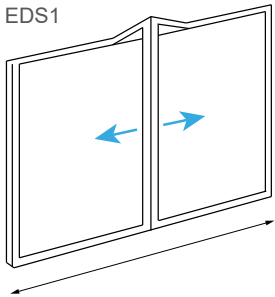
Classic Range Features

- White aluminium frame with lifetime antibacterial properties.
- Frosted polycarbonate panels, meeting ISO Charpy impact test method.
- Triple dam bottom seals with water deflection flippers.
- Compensation allows adjustment of +/- 11.5mm.



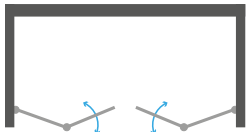
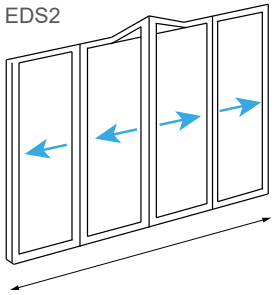
We can produce almost any size or configuration.
Please contact get in touch if you do not see your required size.

Saloon Doors



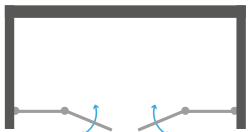
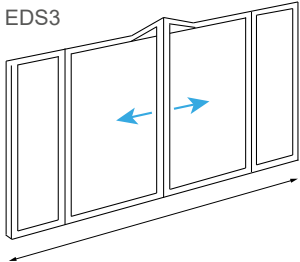
Saloon Uni-fold
Wall to Wall

Size	Code	Price
Up to 1200mm	CS010	£1,015.64
Up to 1600mm	CS011	£1,173.04
Up to 1800mm	CS012	£1,300.34



Saloon Bi-fold
Wall to Wall

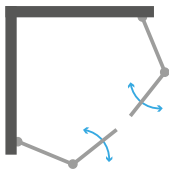
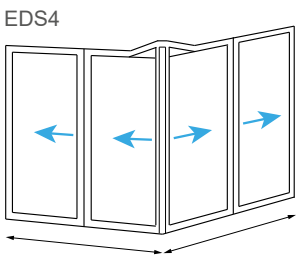
Size	Code	Price
Up to 1200mm	CS013	£1,015.64
Up to 1600mm	CS014	£1,173.04
Up to 1800mm	CS015	£1,300.34



Saloon Uni-fold With Two Fixed Panels
Wall to Wall

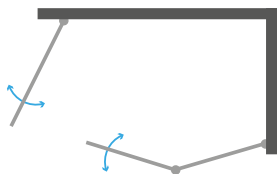
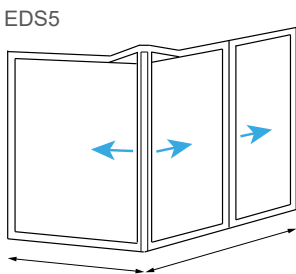
Size	Code	Price
Up to 1200mm	CS016	£1,015.64
Up to 1600mm	CS017	£1,173.04
Up to 1800mm	CS018	£1,300.34

Corner Entry Doors



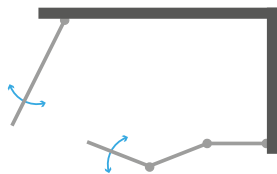
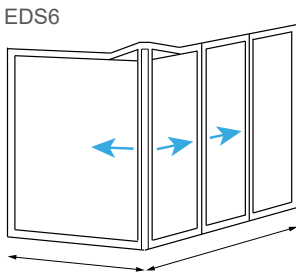
Corner Entry Bi-Fold
Non Handed

Size	Code	Price
Up to 1000 x 1000mm	CS019	£1,300.34
Up to 1200 x 1200mm	CS020	£1,313.09
Up to 1600 x 1600mm	CS021	£1,497.60



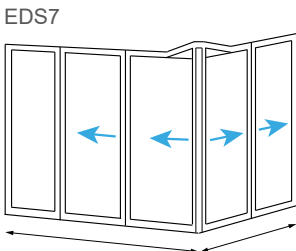
Corner Entry Bi-Fold & Uni-Fold
Left or Right Handed

Size	Code	Price
Up to 1200 x 800mm	CS022	£1,325.84
Up to 1500 x 900mm	CS023	£1,313.09
Up to 1800 x 900mm	CS024	£1,338.60



Corner Entry Bi-Fold With Fixed Panel & Uni-Fold
Left or Right Handed

Size	Code	Price
Up to 1200 x 800mm	CS025	£1,325.84
Up to 1500 x 900mm	CS026	£1,313.09
Up to 1800 x 900mm	CS027	£1,338.60



Corner Entry Bi-Fold With Fixed Panel
Left or Right Handed

Size	Code	Price
Up to 1200 x 800mm	CS028	£1,325.84
Up to 1500 x 900mm	CS029	£1,313.09
Up to 1800 x 900mm	CS030	£1,338.60



Our Half Height Doors;

- Can be made to measure with almost any configuration required.
- Are subject to extensive testing to meet the requirement of EU construction products directive (89/106/EC) in durability, impact resistance and cleanability.
- Use strong magnetic door closure strips and durable water seals.
- Have locking handles.
- Use a rise and fall hinge system using resilient parts for added strength.
- Lock into position when fully open.
- 760mm in height.
- Come complete with white weighted curtain and rail.

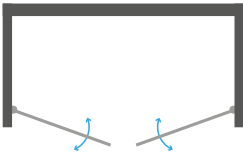
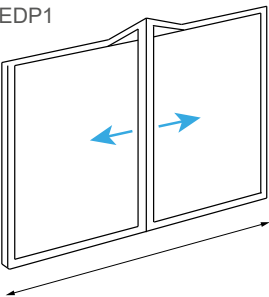
Premium Range Features

- Silver aluminium frame.
- Choice of clear glass or frosted polycarbonate panels.
- Quadruple dam bottom seals with water deflection flippers.
- Compensation allows adjustment of + 7 / - 20mm.



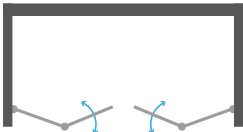
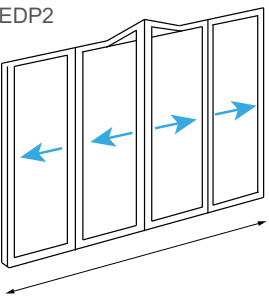
We can produce almost any size or configuration.
Please contact get in touch if you do not see your required size.

Saloon Doors



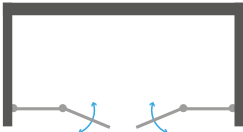
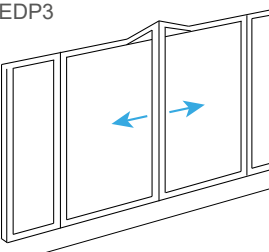
Saloon Uni-fold
Wall to Wall

Size	Frosted Polycarb	Clear Glass	Both Same Price
Up to 1200mm	CS031	CS052	£1,440.50
Up to 1600mm	CS032	CS053	£1,605.24
Up to 1800mm	CS033	CS054	£1,832.61



Saloon Bi-fold
Wall to Wall

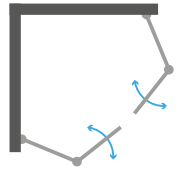
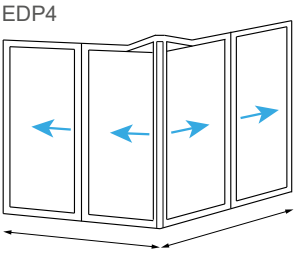
Size	Frosted Polycarb	Clear Glass	Both Same Price
Up to 1200mm	CS034	CS055	£1,440.50
Up to 1600mm	CS035	CS056	£1,605.24
Up to 1800mm	CS036	CS057	£1,832.61



Saloon Uni-fold With Two Fixed Panels
Wall to Wall

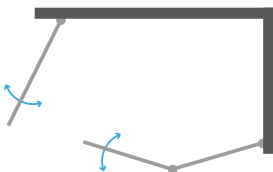
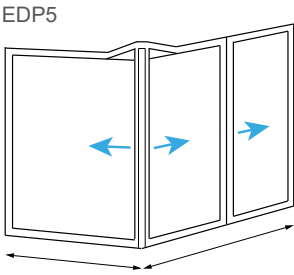
Size	Frosted Polycarb	Clear Glass	Both Same Price
Up to 1200mm	CS037	CS058	£1,440.50
Up to 1600mm	CS038	CS059	£1,605.24
Up to 1800mm	CS039	CS060	£1,832.61

Corner Entry Doors



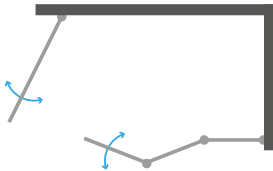
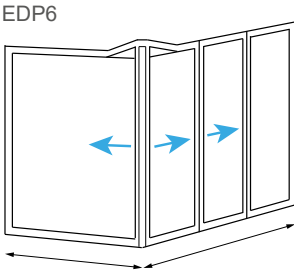
Corner Entry Bi-Fold
Non Handed

Size	Frosted Polycarb	Clear Glass	Both Same Price
Up to 1000 x 1000mm	CS040	CS061	£1,719.08
Up to 1200 x 1200mm	CS041	CS062	£1,748.33
Up to 1600 x 1600mm	CS042	CS063	£1,891.50



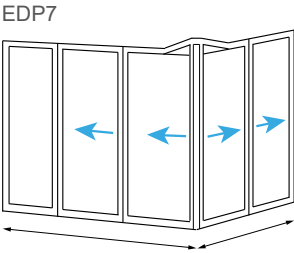
Corner Entry Bi-Fold & Uni-Fold
Left or Right Handed

Size	Frosted Polycarb	Clear Glass	Both Same Price
Up to 1200 x 800mm	CS043	CS064	£1,748.33
Up to 1500 x 900mm	CS044	CS065	£1,865.29
Up to 1800 x 900mm	CS045	CS066	£1,894.50



Corner Entry Bi-Fold With Fixed Panel & Uni-Fold
Left or Right Handed

Size	Frosted Polycarb	Clear Glass	Both Same Price
Up to 1200 x 800mm	CS046	CS067	£1,748.33
Up to 1500 x 900mm	CS047	CS068	£1,865.29
Up to 1800 x 900mm	CS048	CS069	£1,894.50



Corner Entry Bi-Fold With Fixed Panel
Left or Right Handed

Size	Frosted Polycarb	Clear Glass	Both Same Price
Up to 1200 x 800mm	CS049	CS070	£1,748.33
Up to 1500 x 900mm	CS050	CS071	£1,865.29
Up to 1800 x 900mm	CS051	CS072	£1,894.50

About

BETA Screens specialise in supplying bespoke shower screen solutions to suit almost any shower space at competitive prices.

BETA Screens are distinguished by a full glass high-end aesthetic, offering minimalist luxury at an affordable price. The effect is fully frameless, with pure sight lines that harmonise with both traditional and contemporary features and fittings.

Our knowledgeable staff can quickly and easily guide you through different configurations, offer advice and provide instant quotations over the phone if required.

Glass

BS EN 12150 toughened safety glass manufactured in the UK in either 6mm, 8mm or 10mm thickness. We offer seven different glass finishes including Clear, Ultra-Clear, Frosted, Smoked and Bronze. We can also etch script and basic designs/patterns.

Hardware

90% of our high quality screen hardware is manufactured in the UK using Chrome Plated Brass and is available to purchase separately. We can also offer many other finishes.

Other Products

Additionally; we can produce many other glass products such as; mirrors, splash backs, balustrades and table tops.



Single Screens

Wall Mounted Fixed Panels

Sizes Available From Stock

Includes Top Brace & Edge Channel.
Bespoke service available. Maximum size 2400 x 3000mm

* Does not include a Top Brace.

Size (mm)	6mm	8mm	10mm
*150 x 2000	£317.87	£367.68	£375.74
*200 x 2000	£331.37	£383.83	£391.88
*300 x 2000	£456.46	£529.11	£541.20
400 x 2000	£473.39	£565.44	£589.61
500 x 2000	£498.17	£605.79	£628.64
600 x 2000	£516.98	£642.09	£673.06
700 x 2000	£541.20	£687.74	£718.77
800 x 2000	£560.01	£728.19	£757.81
900 x 2000	£577.53	£771.24	£803.51
1000 x 2000	£604.40	£804.88	£842.54
1100 x 2000	£624.57	£845.23	£896.35
1200 x 2000	£636.70	£890.98	£935.38
1400 x 2000	£685.10	£964.93	£1,010.68

Manufactured to Order

Includes Top Brace & Edge Channel.
Bespoke service available, Maximum size 2400 x 3000mm

* Delivered Bare Glass on an A-Frame, Hardware Delivered Separately.

Size (mm)	8mm	10mm
1500 x 2000	£1,276.92	£1,322.69
1600 x 2000	£1,588.92	£1,634.69
1700 x 2000	£1,900.92	£1,946.69
*1800 x 2000	£2,527.20	£2,620.80
*1900 x 2000	£2,714.40	£2,776.80
*2000 x 2000	£2,776.80	£2,839.20
*Up To 2400 x 3000	Bespoke Any Size	£POA



Classic Hardware Finishes

Chrome
Supplied as Standard



Antique Gold



Price

£POA


Accent Hardware Finishes

Actual Colours May Vary



Price

£POA



Doors & Hinged Screens

Wall Mounted

Sizes available from stock

Includes Door Knob and Hinges.
Bespoke service available.

* Does not include a Door Knob.

Size (mm)	6mm	8mm	10mm
*200 x 1990	£663.33	£725.54	£760.53
*300 x 1990	£686.14	£762.27	£800.67
*400 x 1990	£708.98	£799.15	£828.50
*500 x 1990	£772.57	£891.54	£951.30
*600 x 1990	£836.22	£985.25	£1,074.07
600 x 1990	£984.05	£1,133.08	£1,209.81
700 x 1990	£1,007.99	£1,168.09	£1,221.90
750 x 1990	£1,026.84	£1,194.33	£1,224.08
800 x 1990	£1,031.90	£1,203.05	£1,233.99
850 x 1990	£1,068.86	£1,227.77	£1,242.55

Door Hardware Finishes

Chrome

Supplied as Standard



Matt Black

Brushed Nickel

Gold

Satin Chrome

Satin Brass

Polished Nickel

Antique Brass


Price

£POA

Shower Screen Hardware

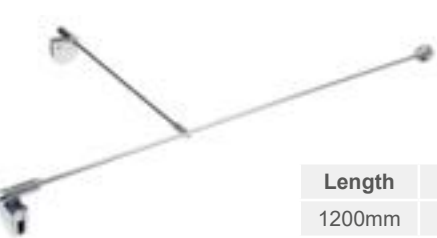
Available Separately
To Fit 6 - 10mm Glass - Please Specify Glass Thickness When Ordering

Standard Top Braces



Product	Length	Code	Price
Top Brace - Straight	1200mm	SH100	£162.00
Top Brace - Angled	740mm	SH105	£162.00
Top Brace - Vertical	1200mm	SH110	£162.00
Top Brace - Gold	1200mm	SH100GP	£238.80

Interlinking Top Brace



Length	Code	Price
1200mm	SH135	£324.00

Multi-Angle Top Brace



Length	Code	Price
1000mm	SH141	£261.52
1300mm	SH142	£286.74

Square Top Brace



Length	Code	Price
1000mm	SH115	£281.68

Drop Down Ceiling Fixing



Length	Code	Price
420mm	SH145	£239.31

Flush Mounting Channel

13.5mm depth



Length	Code	Price
2000mm	SH220	£96.00

Slim Compensator Profile

Allows 22mm adjustment



Length	Code	Price
2000mm	SH215	£255.00

90° Channel



Length	Code	Price
2000mm	SH290	£165.00

Floor - Ceiling Pole

34mm Dia.



Finish	Length	Code	Price
Chrome	3000mm	SH305	£201.00
Matt Black	3000mm	SH310	£219.00

Toe Pedestals

5mm



Code	Price
SH170	£52.50

19mm



Code	Price
SH175	£52.50

Top Brace

Fits 8-10mm Glass



Finish	Length	Code	Price
Polished Chrome	1000mm	SH130PC	£249.46
Matt Black	1000mm	SH130MB	£341.51
Brushed Nickel	1000mm	SH130BN	£279.41
Satin Chrome	1000mm	SH130SC	£253.22
Gold	1000mm	SH130G	£354.20
Satin Brass	1000mm	SH130SB	£283.41
Satin Nickel	1000mm	SH130SN	£334.43
Brushed Satin Chrome	1000mm	SH130BSC	£314.80
Antique Brushed Copper	1000mm	SH130ABC	£237.74
Antique Brass	1000mm	SH130AB	£314.80
Polished Nickel	1000mm	SH130PN	£298.77
Brushed Bronze	1000mm	SH130BB	£303.58

Finishes Available

Actual colour may vary



Edge Channel

Fits 6-10mm Glass

Polished Aluminium



Finish	Length	Code	Price
Polished Aluminium	2000mm	SH200	£82.50
Matt Black	2000mm	SH200MB	£116.87
Brushed Nickel	2000mm	SH200BN	£116.87
Satin Chrome	2000mm	SH200SC	£116.87
Gold	2000mm	SH200G	£143.80
Satin Brass	2000mm	SH200SB	£178.98
Satin Nickel	2000mm	SH200SN	£116.87
Brushed Satin Chrome	2000mm	SH200BSC	£116.87
Antique Brushed Copper	2000mm	SH200ABC	£189.24
Antique Brass	2000mm	SH200AB	£165.93
Polished Nickel	2000mm	SH200PH	£143.67
Brushed Bronze	2000mm	SH200BB	£236.85

Bath Screens

Fixed or Hinged

Fixed Bath Screen
Includes Hardware.
Bespoke service available.



Chrome Hardware
Supplied as Standard



8mm

Size (mm)	Code	Price
750 x 1500	BBH758	£642.09
850 x 1500	BBH858	£687.74

Hinged Bath Screen
Includes Hardware.
Bespoke service available.



Chrome Hardware & Seals
Supplied as Standard

8mm

Size (mm)	Code	Price
750 x 1500	BBF758	£1,048.25
850 x 1500	BBF858	£1,094.20

Flipper Hinge Conversion

Stock Hinged 180° Return Panel

Stock 180° Hinged Return Panel

- 343 x 1990 x 8mm.
- Simply clamps on to an existing shower screen.
- Existing screen must be 2000mm tall and 8mm thick.
- Includes Hinges and Seals.

Size (mm)	Code	Price
343 x 1990	BHC2720	£630.00



Bespoke Screens, Doors & Enclosures

Simply provide us with your measurements or a rough dimensional drawing for a quote

We specialise in supplying bespoke shower screens, doors and enclosures to suit any shower space.

- Fast quotes.
- Knowledgeable staff.
- Almost any configuration can be achieved.
- Angled top cuts, radius corners, tight spaces, floor to ceiling or unusual layouts are no problem.
- Precision CNC cut toughened safety glass manufactured in the UK.
- High quality hardware.
- Choice of hardware finishes
- Choice of glass thickness and finish/tint.

How to order a shower screen or enclosure

All we need is accurately measured tight dimensions where the glass is to be fitted, this should be measured from the finished surface i.e. tiles/wall panel ect. We will make all the necessary adjustments to ensure your shower screen or enclosure fits first time.
For example



When measuring an alcove for a door or in-line enclosure.

- Measure the gap in three places
- Measure finished height of the glass



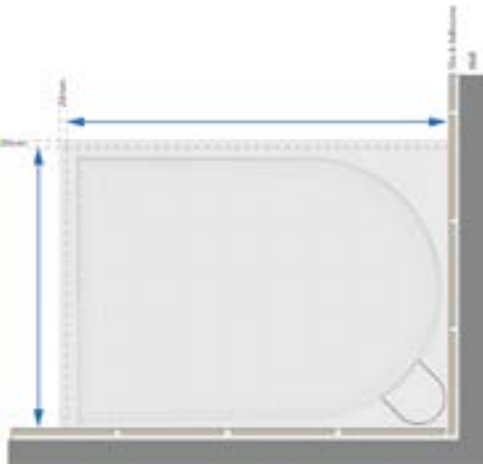
When measuring for a floor to ceiling screen.

- Measure floor to ceiling in three places
- Measure width of the glass



When measuring an angled cut for a sloping ceiling.

- Measure the whole aperture, as if panel was to be fitted floor to ceiling
- Measure finished height of the glass.
- To complete the enclosure provide the measurement for the door gap.



When measuring for an enclosure on a shower tray with a perimeter border.

- Measure once fitted and tiled
- Measure from the wall to the outside edge of the tray
- Deduct 20mm

Glass Finishes & Thickness

Clear Glass Supplied as Standard



Price
£POA

Hardware Finishes

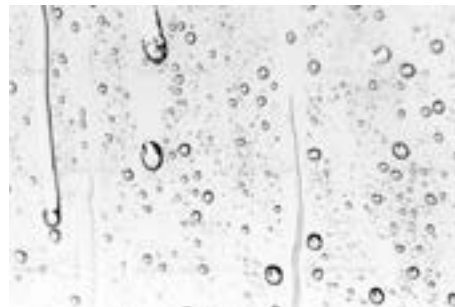
Chrome Supplied as Standard



Price
£POA

Easy Clean Glass

Optional Factory Applied Coating



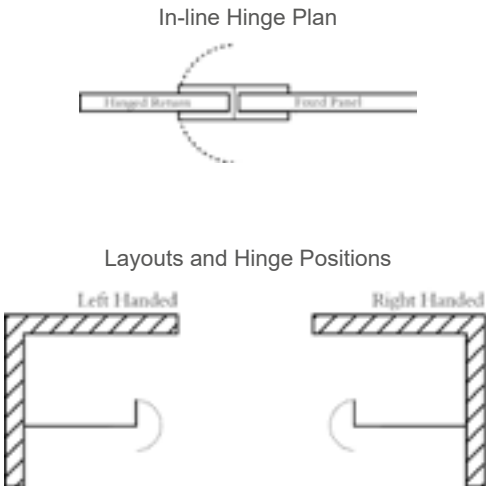
- Resistant to lime scale build-up and water marks.
- Retains and preserves long term glass transparency.
- Hinders bacteria growth.
- Easy to keep clean.

Code	Price
BECG	£105.00/m²



Screen with Hinged Flipper Panel

- Configuration Includes
- Top Brace
 - Wall Channel
 - 180° In-line Hinges - adjustable and self latching in all 3 positions
 - Made to measure service
 - 6mm, 8mm or 10mm toughened safety glass
 - Choice of glass tints and hardware finishes available

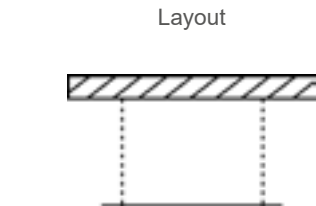


Code
BSP01



Free Standing Screen

- Configuration Includes
- Top Braces
 - Made to measure service
 - 6mm, 8mm or 10mm toughened safety glass
 - Choice of glass tints and hardware finishes available

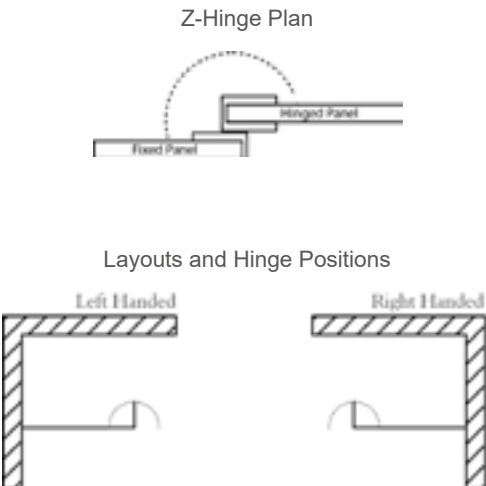


Code
BSP03



Screen with Hinged Flipper Panel

- Configuration Includes
- Top Brace
 - Wall Channel
 - 180° Z-Hinges - adjustable and self latching in all 3 positions
 - Made to measure service
 - 6mm, 8mm or 10mm toughened safety glass
 - Choice of glass tints and hardware finishes available

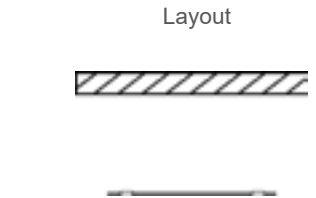


Code
BSP02



Free Standing Floor-Ceiling Screen

- Configuration Includes
- Top Clamps
 - Made to measure service
 - 6mm, 8mm or 10mm toughened safety glass
 - Choice of glass tints and hardware finishes available

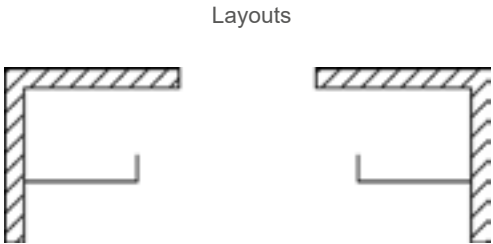


Code
BSP04



Screen with 90° Fixed Panel

- Configuration Includes
- Interlinking Top Brace
 - Wall Channel
 - 90° Channel
 - Made to measure service
 - 6mm, 8mm or 10mm toughened safety glass
 - Choice of glass tints and hardware finishes available

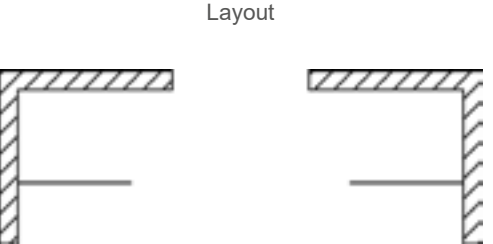


Code
BSP05



Screen with Angled Top

- Configuration Includes
- Top Brace/Top Clamp
 - Wall Channel
 - Made to measure service
 - 6mm, 8mm or 10mm toughened safety glass
 - Choice of glass tints and hardware finishes available

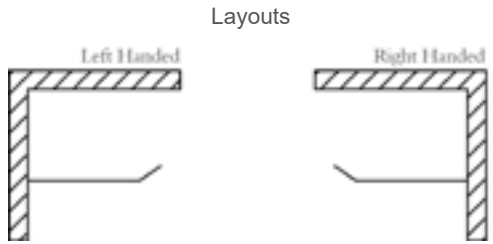


Code
BSP07



Screen with Angled Top and 135° Fixed Panel

- Configuration Includes
- Top Brace/Top Clamp
 - Wall Channel
 - 135° Brackets
 - Made to measure service
 - 6mm, 8mm or 10mm toughened safety glass
 - Choice of glass tints and hardware finishes available

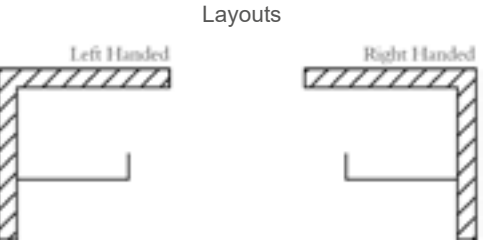


Code
BSP06



Screen with Angled Top and 90° Fixed Return Panel

- Configuration Includes
- Top Brace/Top Clamps
 - Wall Channel
 - 90° Channel
 - Made to measure service
 - 6mm, 8mm or 10mm toughened safety glass
 - Choice of glass tints and hardware finishes available

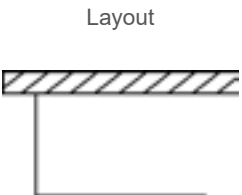


Code
BSP08



Screen with 90° Fixed Panel

- Configuration Includes
- Top Braces
 - Wall Channel
 - 90° Channel
 - Made to measure service
 - 6mm, 8mm or 10mm toughened safety glass
 - Choice of glass tints and hardware finishes available

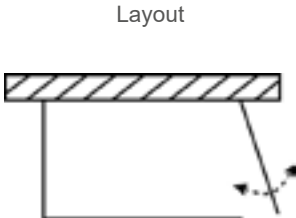


Code
BSP09



Three Sided Enclosure

- Configuration Includes
- Top Braces
 - Wall Channel
 - 90° Channel
 - Hinges
 - Door Knob
 - Door Seals
 - Made to measure service
 - 6mm, 8mm or 10mm toughened safety glass
 - Choice of glass tints and hardware finishes available

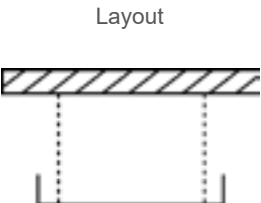


Code
BSP11



Free Standing Screen with 90° Fixed Panels

- Configuration Includes
- Top Braces
 - 90° Wall Channels
 - Made to measure service
 - 6mm, 8mm or 10mm toughened safety glass
 - Choice of glass tints and hardware finishes available

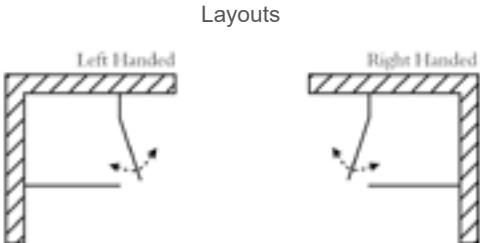


Code
BSP10



Corner Enclosure

- Configuration Includes
- Interlinking Top Brace
 - Wall Channel
 - Hinges
 - Door Knob
 - Door Seals
 - Made to measure service
 - 6mm, 8mm or 10mm toughened safety glass



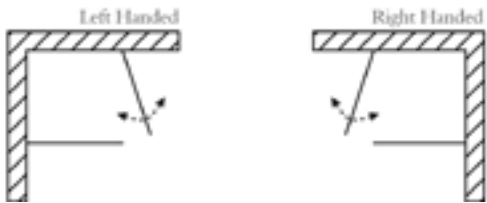
Code
BSP12



Corner Enclosure

- Configuration Includes
- Top Brace
 - Wall Channel
 - Hinges
 - Door Knob
 - Door Seals
 - Made to measure service
 - 6mm, 8mm or 10mm toughened safety glass

Layouts



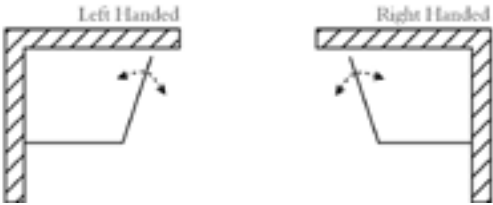
Code
BSP13



Corner Enclosure

- Configuration Includes
- Top Braces
 - Wall Channel
 - Hinges
 - Door Knob
 - Door Seals
 - Made to measure service
 - 6mm, 8mm or 10mm toughened safety glass

Layouts



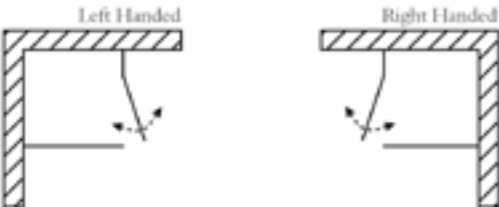
Code
BSP15



Corner Enclosure

- Configuration Includes
- Interlinking Top Brace
 - Wall Channel
 - Hinges
 - Door Knob
 - Door Seals
 - Made to measure service
 - 6mm, 8mm or 10mm toughened safety glass

Layouts



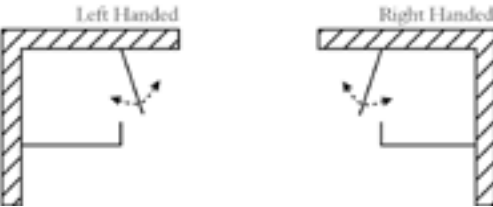
Code
BSP14



Corner Enclosure with Angled Top

- Configuration Includes
- Top Braces
 - Wall Channel
 - 90° Brackets
 - Hinges
 - Door D-Handle
 - Door Seals
 - Made to measure service
 - 6mm, 8mm or 10mm toughened safety glass

Layouts

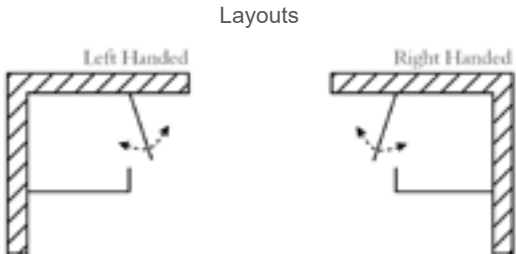


Code
BSP16



Corner Enclosure with Angled Top

- Configuration Includes**
- Top Braces
 - Wall Channel
 - 90° Channel
 - Hinges
 - Door D-Handle
 - Door Seals
 - Made to measure service
 - 6mm, 8mm or 10mm toughened safety glass



Code
BSP17



Screen with Frosted Privacy Band

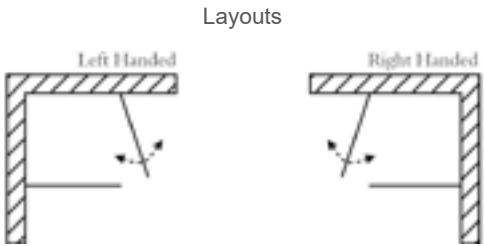
- Can be applied to any screen or enclosure when ordering
- Any size
- Robust and easy to clean
- Made to measure service
- 6mm, 8mm or 10mm toughened safety glass
- Choice of glass tints and hardware finishes available

Code
BSP19



Corner Enclosure with Angled Top

- Configuration Includes**
- Top Braces
 - Wall Channel
 - Hinges
 - Door Knob
 - Door Seals
 - Made to measure service
 - 6mm, 8mm or 10mm toughened safety glass



Code
BSP18



Frosted Etching

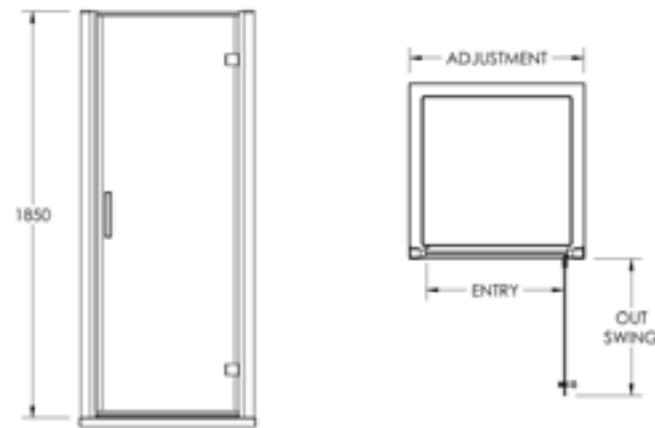
- Can be applied to any screen when ordering.
- We can produce custom text, logos or patterns
- Made to measure service
- 6mm, 8mm or 10mm toughened safety glass
- Choice of glass tints and hardware finishes available

Code
BSP20

Hinged Shower Door



- Reversible - can be left or right handed.
- Height - 1850mm.
- Width - 700mm - 900mm.
- Adjustment - 45mm.
- Outward opening
- 6mm toughened safety glass.
- Polished chrome profiles.
- Combine with a Side Panel to create an enclosure.
- 3 day lead time.

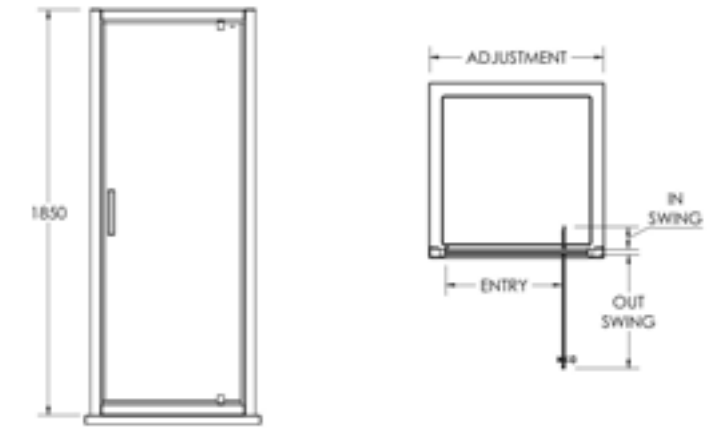


Width	Adjustment	Entry Width	Out Swing	Code	Price
700mm	645 - 690mm	520mm	520mm	BHD70	£846.00
760mm	705 - 750mm	580mm	580mm	BHD76	£865.80
800mm	745 - 790mm	620mm	620mm	BHD80	£889.20
900mm	845 - 890mm	720mm	720mm	BHD90	£910.80

Pivot Shower Door



- Reversible - can be left or right handed.
- Height - 1850mm.
- Width - 700mm - 900mm.
- Adjustment - 40mm.
- Outward opening
- 6mm toughened safety glass.
- Polished chrome profiles.
- Combine with a Side Panel to create an enclosure.
- 3 day lead time.



Width	Adjustment	Entry Width	Out Swing	Code	Price
700mm	645 - 690mm	430mm	400mm	BPD70	£820.80
760mm	710 - 750mm	490mm	460mm	BPD76	£860.40
800mm	750 - 790mm	530mm	500mm	PDD80	£887.40
900mm	850 - 890mm	630mm	600mm	BPD90	£907.20

Side Panel



- Combine with a Shower Door to create an enclosure.
- Height - 1850mm.
- Width - 700mm - 1000mm.
- Adjustment - 25mm.
- 6mm toughened safety glass.
- Polished chrome profiles.
- 3 day lead time.



Width	Adjustment	Code	Price
700mm	665 - 690mm	BSP70	£657.00
760mm	725 - 750mm	BSP76	£678.60
800mm	765 - 790mm	BSP80	£705.60
900mm	865 - 890mm	BSP90	£720.00
1000mm	965 - 990mm	BSP10	996.60

Side Panel



- Combine with a Shower Door to create an enclosure.
- Height - 1850mm.
- Width - 700mm - 1000mm.
- Adjustment - 25mm.
- 6mm toughened safety glass.
- Polished chrome profiles.
- 3 day lead time.

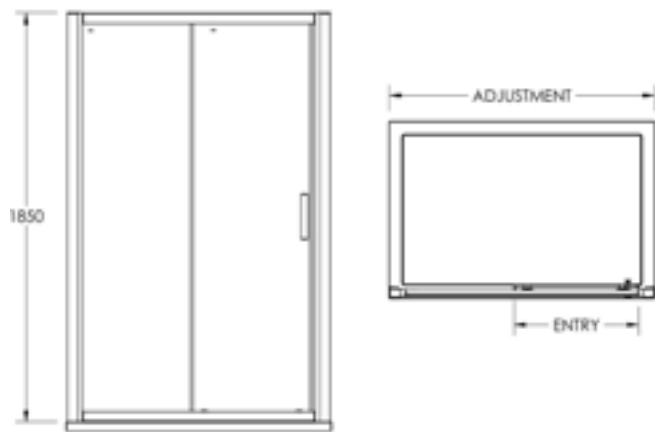


Width	Adjustment	Code	Price
700mm	665 - 690mm	BSP70	£657.00
760mm	725 - 750mm	BSP76	£678.60
800mm	765 - 790mm	BSP80	£705.60
900mm	865 - 890mm	BSP90	£720.00
1000mm	965 - 990mm	BSP10	996.60

Single Sliding Shower Door



- Reversible - can be left or right handed.
- Height - 1850mm.
- Width - 1000mm - 1700mm.
- Adjustment - 45mm.
- 6mm toughened safety glass.
- Polished chrome profiles.
- Combine with a Side Panel to create an enclosure.
- 3 day lead time.



Width	Adjustment	Entry Width	Code	Price
1000mm	945 - 990mm	380mm	BSS10	£1,113.60
1100mm	1045 - 1090mm	430mm	BSS11	£1,135.20
1200mm	1145 - 1190mm	480mm	BSS12	£1,180.20
1400mm	1345 - 1390mm	580mm	BSS14	£1,263.00
1500mm	1445 - 1490mm	630mm	BSS15	£1,285.98
1600mm	1545 - 1590mm	680mm	BSS16	£1,356.60
1700mm	1645 - 1690mm	730mm	BSS17	£1,579.80

Side Panel



- Combine with a Shower Door to create an enclosure.
- Height - 1850mm.
- Width - 700mm - 1000mm.
- Adjustment - 25mm.
- 6mm toughened safety glass.
- Polished chrome profiles.
- 3 day lead time.

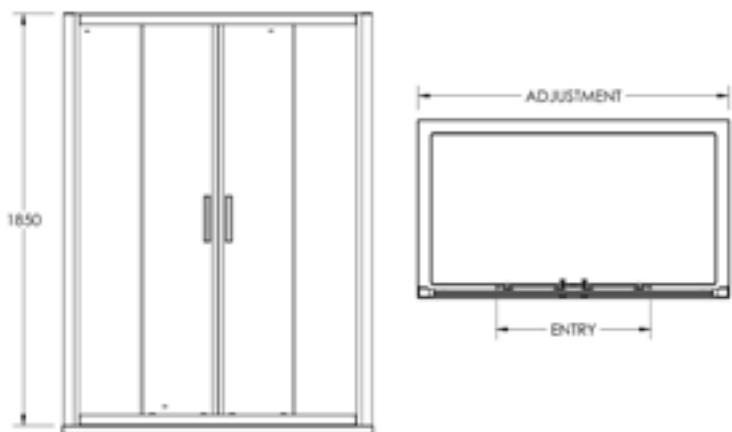
Width	Adjustment	Code	Price
700mm	665 - 690mm	BSP70	£657.00
760mm	725 - 750mm	BSP76	£678.60
800mm	765 - 790mm	BSP80	£705.60
900mm	865 - 890mm	BSP90	£720.00
1000mm	965 - 990mm	BSP10	996.60



Double Sliding Shower Door



- Height - 1850mm.
- Width - 1400mm - 1700mm.
- Adjustment - 45mm.
- 6mm toughened safety glass.
- Polished chrome profiles.
- Combine with a Side Panel to create an enclosure.
- 3 day lead time.



Width	Adjustment	Entry Width	Code	Price
1400mm	1345 - 1390mm	510mm	BDS10	£1,344.00
1500mm	1445 - 1490mm	560mm	BDS11	£1,410.60
1600mm	1545 - 1590mm	610mm	BDS12	£1,495.20
1700mm	1645 - 1690mm	660mm	BDS14	£1,579.80

Side Panel



- Combine with a Shower Door to create an enclosure.
- Height - 1850mm.
- Width - 700mm - 1000mm.
- Adjustment - 25mm.
- 6mm toughened safety glass.
- Polished chrome profiles.
- 3 day lead time.

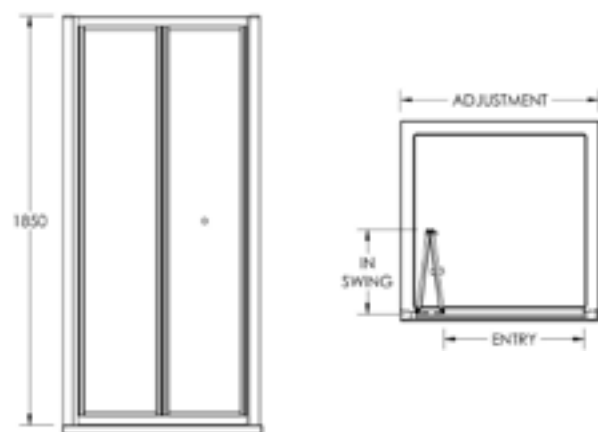
Width	Adjustment	Code	Price
700mm	665 - 690mm	BSP70	£657.00
760mm	725 - 750mm	BSP76	£678.60
800mm	765 - 790mm	BSP80	£705.60
900mm	865 - 890mm	BSP90	£720.00
1000mm	965 - 990mm	BSP10	996.60



Bi-Fold Shower Door



- Reversible - can be left or right handed.
- Height - 1850mm.
- Width - 700mm - 1200mm.
- Adjustment - 40mm.
- 4mm toughened safety glass.
- Polished chrome profiles.
- Combine with a Side Panel to create an enclosure.
- 3 day lead time.



Width	Adjustment	Entry Width	Code	Price
700mm	660 - 700mm	435mm	BBF10	£967.26
760mm	720 - 760mm	495mm	BBF11	£993.18
800mm	760 - 800mm	535mm	BBF12	£1,006.08
900mm	860 - 900mm	635mm	BBF14	£1,044.96
1000mm	960 - 1000mm	735mm	BBF15	£1,044.96
1100mm	1060 - 1100mm	835mm	BBF16	£1,078.26
1200mm	1160 - 1200mm	935mm	BBF17	£1,228.80

Side Panel



- Combine with a Shower Door to create an enclosure.
- Height - 1850mm.
- Width - 700mm - 1000mm.
- Adjustment - 25mm.
- 6mm toughened safety glass.
- Polished chrome profiles.
- 3 day lead time.



Width	Adjustment	Code	Price
700mm	665 - 690mm	BSP70	£657.00
760mm	725 - 750mm	BSP76	£678.60
800mm	765 - 790mm	BSP80	£705.60
900mm	865 - 890mm	BSP90	£720.00
1000mm	965 - 990mm	BSP10	996.60



Hinged Bath Screen

- Height - 1430mm.
- Width - 770mm - 785mm.
- In/out swing - 700mm.
- 180° Polished Chrome Hinge.
- Reversible.
- 6mm toughened safety glass.
- 3 day lead time.

Code	Code	Price
BBS20	BBS20	£455.40



Hinged Bath Screen with Rail

- Height - 1430mm.
- Width - 770mm - 785mm.
- In/out swing - 700mm.
- 180° Polished Chrome Hinge.
- Reversible.
- 6mm toughened safety glass.
- 3 day lead time.

Code	Code	Price
BBS21	BBS21	£489.60



Hinged Bath Screen with Fixed Panel

- Height - 1435mm.
- Width - 983mm - 998mm.
- In/out swing - 700mm.
- 180° Polished Chrome Hinge/Profile.
- Reversible.
- 6mm toughened safety glass.
- 3 day lead time.

Code	Code	Price
BBS22	BBS22	£768.60



Hinged Bath Screen with Fixed Panel with Rail

- Height - 1433mm.
- Width - 983mm - 998mm.
- In/out swing - 700mm.
- 180° Polished Chrome Hinge/Profile.
- Reversible.
- 6mm toughened safety glass.
- 3 day lead time.

Code	Code	Price
BBS23	BBS23	£768.60



Fixed Bath Screen

- Height - 1400mm.
- Width - 350mm.
- Adjustment - 15mm.
- Polished Chrome Profile.
- 6mm toughened safety glass.
- 3 day lead time.

Code	Code	Price
BBS24	BBS24	£338.40



Hinged Bath Screen

- Height - 1520mm.
- Width - 815mm - 830mm.
- 180° Polished Chrome Hinge.
- Reversible.
- 8mm toughened safety glass.
- 3 day lead time.

Code	Code	Price
BBS25	BBS25	£865.80

Shower Screen Seals

Available Separately
To Fit 6 - 10mm Glass

Flap Seal



Bottom Seal



Bubble Seal



Robe Hook



Code	Price
RHC020	£84.00

Threshold Bar



Length	Code	Price
900mm	THB900	£42.00
1800mm	THB1800	£75.00

Lap Seal 180°



Lap Seal 90°



Product	Length	Code	Price
Flap Seal	2000mm	FLPS2300	£33.00
Bottom Seal	2000mm	BTMS2300	£33.00
Bubble Seal	2000mm	BUBS2300	£33.00
Lap Seal 180°	2000mm	LPS18D	£48.00
Lap Seal 90°	2000mm	LPS90D	£48.00

Crystal Clear Silicon
310ml



Code	Price
CCS310	£22.20

Showerguard Kit



- Makes glass easy clean.
- One easy application gives permanent protection.
- Resists damaging chemical attack from harmful soaps and lime scale.
- Retains and preserves long-term glass transparency.
- Environmentally responsible.
- Coverage approximately 3m² per kit

Code	Price
SGKIT	£65.54

